

FY 2023-2024

CONSOLIDATED ANNUAL PERFORMANCE & EVALUATION REPORT (CAPER)



EXECUTIVE SUMMARY

HOUSING AND COMMUNITY
DEVELOPMENT DIVISION
525 EAST SOUTH STREET
ORLANDO, FL 32801



Table of Contents

EXECUTIVE SUMMARY 2

A. Community Development Block Grant (CDBG) Summary 5

 Public Service Activities 6

 CDBG Housing Activities 6

 CDBG Capital Projects 7

 CDBG General Administration and Planning..... 8

 CDBG Program Income 9

C. CDBG-CV and ESG-CV Summary 12

D. HOME Investment Partnerships Program Summary 13

E. HOME-ARP Program Summary 14

F. Other Grants Administered Summary 15

PUBLIC NOTICES 22

IDIS SYSTEM REPORTS..... 27

 PR23 – CDBG Summary of Accomplishments – Program Year 2023.....27

 PR23 – CDBG-CV Summary of Accomplishments – Program Year 2023.....27

 PR23 – HOME Summary of Accomplishments – Program Year 2023.....27

 PR25 – Status of CHDO Funds by Fiscal Year Report (HOME).....27

 PR26 – CDBG Financial Summary Report – Program Year 2023.....27

 PR26 – CDBG-CV Financial Summary Report – Program Year 2023.....27

 PR50 – CDBG Expenditure Report.....27

 PR50 – CDBG-CV Expenditure Report.....27

 PR91 – ESG Financial Summary – Orange County, FL.....27

SAGE – HMIS REPORTING REPOSITORY 28

 HUD ESG-CV CAPER – 16th Quarter Reporting (4/1/2024 to 6/30/2024) – Final Report28

ORANGE COUNTY
CONSOLIDATED ANNUAL PERFORMANCE AND EVALUATION REPORT
FISCAL YEAR 2023-2024

EXECUTIVE SUMMARY

The 2023-2024 Consolidated Annual Performance and Evaluation Report (CAPER) serves as the evaluation tool used to assess Orange County’s progress towards meeting the goals and objectives identified in the 2022-2026 Consolidated Plan.

On August 8, 2023, the Orange County Board of County Commissioners (BCC) approved the 2023-2024 Annual Action Plan. The approved Action Plan covered the period from October 1, 2023, through September 30, 2024, for the following grant programs and funding:

Community Development Block Grant (CDBG) Program	\$7,350,003
HOME Investment Partnership Program (HOME)	\$3,203,744
Emergency Solutions Grant (ESG) Program	\$639,743

In addition to these entitlement grant programs, Orange County was awarded supplemental federal funds to address a national public health emergency. On March 27, 2020, the Coronavirus Aid, Relief, and Economic Security Act (CARES Act) was signed into law making available supplemental Community Development Block Grant (CDBG-CV) and Emergency Solutions Grant (ESG-CV) funds to prevent, prepare for, and respond to the coronavirus pandemic (COVID-19). To expend those additional allocations of dollars on eligible projects and activities, the County processed several amendments to FY 2019-2020 One-Year Action Plan. The substantial amendments to add the dollars were done in June of 2020 and April of 2021, respectively. Additional budget amendments were processed to change the awarded amounts, remove some projects, and add new projects and activities into the 2022-2023 grant year. A summary of the budget changes is listed below:

- June 23, 2020: approval of Substantial Amendment for receipt and administration of supplemental funding received under the CARES Act (CDBG-CV1 and ESG-CV1), and delegation of limited authority to the County Administrator to execute subrecipient agreements.
- February 23, 2021: approval of Amendment to increase the amount of award to one of the subrecipients providing COVID-19-related services to meet an increased demand for services.
- April 13, 2021: approval of Second Substantial Amendment to include funding from the supplemental CDBG-CV3 Program.

- October 12, 2021: approval of the second Amendment to remove some projects and add new projects and activities that aid in preventing, preparing for, and responding to the COVID-19 pandemic.
- April 5, 2022: approval of the third Amendment to add activities that aid in preventing, preparing for, and responding to the COVID-19 pandemic; changes to and deletions of projects previously approved by the Board.

The following funds were added to FY 2019-2020 Action Plan as a result of those amendments, for a total of \$19,344,469 in supplemental funds:

Community Development Block Grant (CDBG-CV1) Program	\$ 4,147,196
Emergency Solutions Grant (ESG-CV1) Program	\$ 2,024,224
Emergency Solutions Grant (ESG-CV2) Program	\$ 5,016,437
Community Development Block Grant (CDBG-CV3) Program	\$ 8,156,612

On April 18, 2022, the Department of Housing and Urban Development (HUD) released Notice CPD-22-06 that established a fifty percent draw deadline of June 16, 2022, for ESG-CV dollars (with related penalties) and extended the overall expenditure deadline for ESG-CV funds to September 30, 2023. As a result, the County’s ESG-CV allocation was reduced to \$6,284,674.79 (ESG-CV1 and ESG-CV2 allocations combined). An amendment reflecting this reduction was processed in September of 2023. To date, the County has expended all of the ESG-CV funds awarded and is currently in the process of closing out the Program.

The 2023-2024 CAPER provides a summary of the activities, outcomes and financial expenditures that occurred during the 2023-2024 fiscal year. Additionally, the CAPER reports on projects and activities related to prevention, preparation for, and response to the coronavirus pandemic, which were implemented during Fiscal Year 2023-2024 with CDBG-CV and ESG-CV funds authorized by the CARES Act.

Furthermore, on March 11, 2021, the American Rescue Plan (ARP) was signed into law to provide relief funding to address the continued impact of the COVID-19 pandemic. To address the need for homelessness assistance and supportive services, a portion of the ARP funds was appropriated to be administered through the HOME Program. As a recipient of HOME-ARP funds, Orange County developed an allocation plan that identified activities the County intended to pursue with those funds. The HOME-ARP Allocation Plan was adopted as an amendment to the 2021-2022 Annual Action Plan and approved by HUD in April of 2023. The Allocation Plan budgeted \$1,000,000 for supportive services, \$5,000,000 for Tenant-Based Rental Assistance (TBRA), and \$3,000,000 for the development of affordable housing to serve qualifying population groups. The county began its implementation of the HOME-ARP program in March of 2024 and is in the process of executing agreements for funded services.

The CAPER also serves as the means by which the County informs its citizens, the Department of Housing and Urban Development (HUD), and, through HUD, the United States Congress of progress towards achieving the goals identified in the Action Plan. Orange County's Citizen Participation Plan is the instrument used to encourage public participation in housing and community development activities. This process includes the publication of a public notice to inform citizens about the availability of the CAPER, and the date, time, and location of a public hearing to discuss the report and obtain comments and input.

The public notice for the 2023-2024 CAPER was published in *La Prensa* (Spanish newspaper of general circulation) and in *Orlando Sentinel* (newspaper of general circulation) on November 28, 2024, and December 1, 2024, respectively. Both public notices included an announcement of the public comment and review period beginning Wednesday, December 4, 2024, through Wednesday, December 18, 2024. A draft of the CAPER was made available at the Orange County Public Library, the Orange County Housing and Community Development Division's office, and on the County's website. A public hearing to receive citizen input on the CAPER is scheduled to be conducted on Wednesday, December 18, 2024, at 6:00 p.m. at the Internal Operations Center, Largo Training Room, First Floor, located at 450 E. South Street, Orlando, Florida 32801.

Citizens are encouraged to submit any questions, comments, or concerns in writing during the public comment period via e-mail to: Janna.Souvorova@ocfl.net, or by mail to:

Housing and Community Development Division
Attn. CAPER Public Comments
525 E. South Street
Orlando, FL 32801

The CAPER is comprised of two major components – the Narrative Statements and the Financial Reports generated by the Integrated Disbursement and Information System (IDIS). The Narrative Statements focus on activities and related accomplishments realized during the second year covered under the 2022-2026 Consolidated Plan. The IDIS reports provide financial data and disbursement information for all Consolidated Plan grants for the fiscal year 2023-2024. Additionally, this CAPER includes the latest ESG/ESG-CV reports from the SAGE HMIS (Homeless Management Information System) Reporting Repository, where data on persons served with ESG and ESG-CV funds is uploaded by the providers.

The financial data and most of the programmatic data are collected through the IDIS system and reported to HUD in the narratives and tables included in this document. Orange County will submit the final version of the CAPER, including public comments, to HUD, on or before December 30, 2024, after the public comment period has ended.

A. Community Development Block Grant (CDBG) Summary

The Community Development Block Grant (CDBG) Program is designed to address the needs of low to moderate-income residents, prevent or eliminate slums or blight, and address urgent community needs. Orange County received a CDBG allocation of \$7,350,003 for the fiscal year 2023-2024, of which \$3,473,808 was allocated for capital improvement projects, \$1,315,605 to housing projects, \$1,090,590 to public services, with the remainder of the funds allocated to general administration of the grant and fair housing activities. Expenditures in FY 2023-2024 totaled \$7,888,280.16.

CDBG projects and activities funded and reported in the 2023-2024 CAPER include multi-year capital improvement and infrastructure projects, public service activities, housing activities, and administration. The number of persons assisted by all CDBG activities represents the total number of persons served by a capital improvement project, or for whom services and facilities were made available or accessible through all CDBG activities. Apart from General Administration, one hundred percent (100%) of the activities implemented and funded from the CDBG program benefited persons who were low-to moderate-income individuals and families.

FY 2023-2024: CDBG Expenditures by Activities

Type of CDBG Activity	Funded Amount	Drawn Amount*	% of CDBG Grant Drawn
Housing Rehabilitation	\$900,000	\$3,193,256.36	
Infrastructure Improvements for Housing Construction	\$0	\$0	
Rental Housing Rehabilitation	\$0	\$449,013.72	
Housing Rehabilitation Administration	\$415,605	\$467,354.82	
Lead Based Paint Hazard Program	\$0	\$7,707.72	
Housing Subtotal	\$1,315,605	\$4,117,332.62	52.19%
Public Facilities and Improvements	\$3,473,808	\$1,448,440.06	18.36%
Public Services	\$1,090,590	\$1,032,128.25	13.09%
General Administration and Planning	\$1,470,000	\$1,290,379.23	16.36%
TOTAL	\$7,350,003	\$7,888,280.16	100%

Source: PR-26 CDBG Activity Summary for Program Year 2023 and PR-50 CDBG Expenditure Report, retrieved from IDIS on December 3, 2024.

*Note: Includes expenditures from prior years' projects.

Public Service Activities

Public services funded under CDBG included, but were not limited to, shelter for victims of domestic violence and their families, subsidized childcare for working low-income families, mental health and substance abuse services for homeless and low-income persons, identification services, case management for low-income families experiencing a financial crisis, employment training and placement services for individuals with disabilities, and meal delivery services for low income seniors with disabilities.

The total amount disbursed for public services was \$1,032,128.25, which includes payments made through December of 2024 for the grant year that ended September 30, 2024. The total amount obligated for public services represents just over 13% of the total grant amount. Approximately 5,687 low to moderate-income and homeless individuals were assisted with CDBG public services in FY 2023-2024.

CDBG Housing Activities

Housing activities funded under CDBG included housing rehabilitation services, rental housing rehabilitation, and housing administration. The total funding allocated for CDBG housing activities in FY 2023-2024 was \$1,315,605, and \$4,117,332.62 was drawn to date, to include expenditures from prior years' projects. In addition to CDBG-funded activities, housing rehabilitation staff also oversee homeowners' rehabilitation activities paid for by other funding sources, including those funded under the HOME, State Housing Initiatives Partnership (SHIP), the Local Affordable Housing Trust Fund and Tangelo Park CRA programs. In the 2023-2024 fiscal year, 138 homeowners benefitted from minor and major repairs, as well as relocation allowance, conducted as part of the Homeowner Housing Rehabilitation Program administered by County staff. Additionally, although not funded in FY 2023-2024 Action Plan, a total of \$7,707.72 of prior year's funds was spent on the Lead Based Paint Hazard Program, which includes such activities as testing and abatement. More specifically, twenty-eight (28) homes constructed before 1978 were tested for lead-based paint.

The following CDBG Housing projects were completed in FY 2022-2023:

- Grand Avenue Economic Community Development Corp. was funded in the amount of \$458,300 for renovations and improvements to the Maxwell Gardens apartment complex, which provides housing to previously homeless individuals. The renovations included fire alarm installation, window replacement on 180 units, and new HVAC on 7 units. The project was completed in December 2023 and January 2024.
- Catholic Charities of Central Florida, Inc. was awarded \$344,480 (FY 2021-22) for the Phase III of renovations on the Monsignor Bishop Manor apartment complex that provides affordable housing to low-income individuals and families. Phase I & II included the replacement of seven (7) roofs in Phase I and restoration of electrical

panels in 143 units with updates to the security systems in Phase II. Phase III improvements which included the replacement of windows and sliding doors on 47 units was completed in April of 2024.

Finally, in FY 2023-2024, Habitat for Humanity of Greater Orlando and Osceola County, Inc. was awarded \$670,000 from prior years funds for a Roof Replacement Program to replace deteriorating roofs on homes owned by very low- and low-income households. A total of 58 homes were serviced by the program during the reporting period.

CDBG Capital Projects

Due to the scope of work and complexity of Capital projects, some improvements (especially infrastructure improvements) require that many projects extend beyond the program year. The following projects were awarded funds in FY 2023-2024 and are still ongoing.

- Center for Independent Living in Central Florida, Inc. was awarded \$260,000 for various improvements including HVAC replacement, duct work, etc., at the facility where services to persons with disabilities are provided.
- Orange County Public Works was awarded \$2,500,000 to address historical flooding issues in the East Bay Street area. The proposed improvements consist of new ADA compliant sidewalks, curbs, roadway milling and resurfacing, stormwater collection improvements, including two (2) retention ponds, and driveway reconstruction along four streets: E. Bay Street - Dunbar Avenue Eastward to the dead end of East Bay St. Christopher Street - East Bay St.

The following multiyear projects were completed in FY 2022-2023 and FY 2023-2024:

- Grace Medical Home, Inc. was awarded \$123,048 in funding for the conversion of the Grace Wellness Home structure into a medical facility. The facility expanded the provision of services to low-income and uninsured patients. The improvements included installation of pavement and sidewalk, railing and ramps, roof replacement, paint, etc. This project was completed in September of 2024.
- The Orange County Multicultural Center was awarded \$1,174,000.00 for the completion of Phase II renovation of a former shopping center into a multi-cultural and senior community center that is principally designed to serve a low-income neighborhood. The renovated structure is used for social services or for multiple purposes (including recreation). Project plans include bringing the structure and surrounding property up to current building code standards to include wiring, fire safety, and ADA standards etc. Phase II was completed in January of 2024.

- The City of Apopka (CRA) was awarded \$249,950 CDBG funding from FY 2021-2022 for general construction activities associated with sidewalk improvements in a low-income area within the City of Apopka's municipal limits (Phase I). The project addressed a lack of sidewalks within the City's Community Redevelopment Area (CRA). More specifically, the City identified several areas that either lacked sidewalks, or only had sidewalks on one side of the road. The whole project was comprised of two phases that encompass the entire CRA area and provided a completed sidewalk network to ensure connection and safety of residents. The project was completed successfully in October of 2023.
- Harbor House of Central Florida Inc. was awarded \$119,400 CDBG funding from FY 2021-2022 to reconfigure the internal layout of a public facility to accommodate more clients who are victims of domestic violence. The project was completed in March of 2024.

CDBG General Administration and Planning

Other activities under the CDBG program included general administration in the amount of \$1,280,764.24, which is subject to the 20% administration cap. A total of \$10,000 in administration funds was designated for fair housing activities. Overall, a total of \$1,290,376.23 in CDBG general administration funds was expended in FY 2023-2024, to include \$9,614.99 spent on various fair housing activities.

During FY 2023-2024, Orange County Housing and Community Development Division engaged in community meetings, expos, and events to promote the services and resources available to residents to affirmatively further fair housing. These activities were undertaken in collaboration with the Orange County Office of Tenant Services, non-profit organizations, community leaders and residents. The information provided included materials on fair housing discrimination, as well as affordable housing and homelessness programs available to residents of Orange County. In compliance with the County's Language Access Plan, all materials were provided in Spanish and English.

As part of our Fair Housing outreach efforts, newspaper announcements commemorating National Fair Housing Month were published in the main regional newspaper; the Orlando Sentinel on March 31, 2024, and in the weekly La Prensa Newspaper (Spanish Language publication) on March 28, 2024. Additionally, on April 11, 2024, Orange County Mayor and the Board of County Commissioners issued a proclamation celebrating the 55th anniversary of the Fair Housing Act.

On April 19, 2024, Orange County Housing and Community Development Division hosted a fair housing event for sub-recipients of the Community Development Block Grant (CDBG) public services funds and Emergency Solution Grant (ESG) homeless services funds. The event included onsite fair housing training covering fair housing basics, foreclosure mitigation processes, and fundamental federal requirements for programs

funded with federal and state funds. The training incorporated presentations from Community Legal Services of Mid-Florida, Inc. and the Legal Aid Society of Orange County Bar Association, Inc. Additionally, a bus tour was conducted that provided sub-recipients with the opportunity to visit some of the more recent affordable housing and public facilities projects funded by Orange County.

CDBG Program Income

According to the IDIS PR-26 report, \$168,685.78 in program income was reported for CDBG activities in FY 2023-2024.

B. Emergency Solutions Grant (ESG) Summary

In FY 2023-2024, the Emergency Solutions Grant (ESG) provided \$639,743 in funding for activities that included operations of homeless emergency shelters (including shelter for victims of domestic violence and their children), street outreach, homelessness prevention, and rapid re-housing and stabilization services. The ESG program serves homeless individuals and families or those at risk of becoming homeless, with incomes up to 30% of the Area's Median Income (AMI). It should be noted that, under the ESG program, income eligibility is based on the HUD income limits in effect at the time of the program intake.

Shelter operation activities funded under the ESG program include essential services for homeless individuals and families. The shelter operation activity was funded in the amount of \$343,845, just over 53% of the total ESG allocation for FY 2023-2024, with services being implemented by the following agencies: Coalition for the Homeless of Central Florida, Inc., Family Promise of Greater Orlando, Inc., and Harbor House of Central Florida, Inc. (shelter for victims of domestic violence and their children). A total of 1,378 homeless individuals, including adults and children, were assisted with shelter and related services over the fiscal year. J.U.M.P. Ministries, Inc. was awarded \$40,000 to offer Street Outreach services to assist individuals with basic needs and connections to appropriate homeless services, including shelters. The agency assisted 48 homeless individuals (47 households).

In FY 2023-2024 One-Year Action Plan, Christian Service Center of Central Florida, Inc. and Family Promise of Greater Orlando, Inc. were also awarded \$87,918 and \$100,000 in ESG funds, respectively, to implement the homelessness prevention programs. During the fiscal year, these agencies assisted 33 households (121 individuals) with homelessness prevention services, to include short- and medium-term rental assistance and stabilization, financial assistance, as well as housing stability case management.

In FY 2022-2023, Catholic Charities of Central Florida, Inc. was awarded \$138,000 to provide rapid re-housing services to qualified individuals and families. The agency collaborates with Homeless Services Network of Central Florida, Inc., the lead CoC agency, on the provision of rapid re-housing services to individuals and families in need. Catholic Charities of Central Florida, Inc. experienced a delay in implementation of the program, and the subrecipient agreement with the agency was subsequently extended to June 30, 2024. The agency has assisted 24 individuals (9 households) and expended all remaining funds by the end of the agreement date (June of 2024).

Additionally, a total of \$20,000 was awarded to Homeless Services Network of Central Florida, Inc., the lead agency for the local Continuum of Care, for the administration and management of the Homeless Management Information System (HMIS) and provision of technical assistance to ESG-funded agencies.

The table below outlines ESG expenditures by activities funded.

FY 2022-2023: ESG Program Expenditures by Activity

Activity Type	Funded Amount	Drawn Amount	% of ESG Grant Drawn
Shelter	\$343,845.00	\$287,365.29	44.92%
Street Outreach	\$40,000.00	\$20,293.70	3.17%
Homeless Prevention	\$187,918.00	\$155,951.62	24.38%
Data Collection (HMIS)	\$20,000.00	\$0	0%
Administration	\$47,980.00	\$47,471.49	7.42%
Funds Remaining to Draw	-	\$128,630.90	20.11%
TOTAL	\$639,743.00	\$639,743.00	100%

Source: PR91 – ESG Financial Summary, retrieved from IDIS on December 3, 2024.

In addition to ESG funds, the County used \$70,000 in general revenue funds for 9 units of bridge housing located on the Coalition for the Homeless of Central Florida, Inc.’s campus. Orange County also provided \$564,168 in funding to Grand Avenue Economic Community Development Corp. for 40 permanent supportive housing units at the Maxwell Terrace complex, \$1,089,729 in funding to Aspire Health Partners, Inc. for 30 units of transitional housing, and \$2,183,146 in funding to Homeless Services Network of Central Florida, Inc. to annually offer permanent supportive housing for 220 households.

The County remains one of the largest funders of homeless services in the region. Besides funding bridge housing, transitional housing, and permanent supportive housing units, the County allocates \$1.55M in general revenue funds annually for rapid re-housing of homeless families (250 households served annually), and \$872,000 for the Diversion Program implemented by the Coalition for the Homeless of Central Florida, Inc. which served 1,469 individuals in FY 2023-2024. Additionally, the County contributes \$163,000 annually to cover operational expenses at the Samaritan Resource Center, a daily drop-in center for homeless individuals located in East Orange County. The agency served 2,638 unduplicated individuals in FY 2023-2024.

Finally, the County continues to fund the rapid re-housing program implemented by Coalition for the Homeless of Central Florida, Inc. In FY 2023-2024, a total of 125 individuals received assistance through the program.

C. CDBG-CV and ESG-CV Summary

Since 2020, Orange County has received a total of \$12,303,808 in CDBG-CV (CDBG-CV1 and CDBG-CV3) and \$7,040,661 in ESG-CV (ESG-CV1 and ESG-CV2) funds for COVID-19 related projects and activities. The County processed several amendments to the FY 2019-2020 One-Year Action Plan to incorporate the funds and allocate them to activities aimed at preparing for, preventing, and responding to the COVID-19 pandemic.

Projects and activities that were awarded funds under the CDBG-CV3 program during the third round of allocations, as well as their status, are listed below. To date, the County has expended most of the CDBG-CV funds awarded and is currently in the process of closing out the ESG-CV program.

The majority of CDBG-CV funded public services ended during FY 2021-2022, with one funded activity related to the provision of housing-related legal services and counseling extending into 2023-2024 fiscal year. In FY 2023-2024, Community Legal Service of Mid-Florida, Inc. provided legal services and legal clinics to 201 individuals affected by the pandemic under the contract extension that ended in March of 2024.

The table below provides a status update on the capital projects funded with CDBG-CV dollars.

CDBG-CV3: Summary of Capital & Housing Projects and Public Services Activities

Approved Projects and Activities	Project Status
Catholic Charities of Central Florida, Inc. (expansion of a food pantry facility to increase the service capacity)	Project completed
Grand Avenue Economic Community Development Corp. (improvements at the Pathways Drop-In Center facility to accommodate social distancing and maintain the level of service)	Project completed
Primrose Center, Inc. (renovations on the on-campus facility, The Little House, to make it into a medical center for individuals with disabilities receiving services at the agency's facilities.	Project completed
The Salvation Army – ESG-CV and CDBG-CV funds (improvements and modernization of an emergency shelter facility for women and children)	Project completed
United Against Poverty, Inc. (improvements to the food storage area to better accommodate an increased volume of food assistance)	Project completed

Source: Orange County Housing and Community Development Division, November 2024

The final ESG-CV Quarterly Report was submitted to HUD by Orange County in July of 2024, and it can be found in the FY 2023-2024 CAPER attachments.

D. HOME Investment Partnerships Program Summary

Orange County received \$3,203,744 in HOME funds for the fiscal year 2023-2024. The HOME program requires a 25% match of the total grant amount minus administration, or a minimum of \$786,268. The State SHIP funds are generally used to provide the required match for the HOME program.

In FY 2023-2024, activities funded under HOME totaled \$1,538,662.00, to include funding from previous years. HOME funds were primarily used for the Tenant Based Rental Assistance (TBRA) program. Under the TBRA program, rental subsidies were provided to 193 seniors and/or persons with disabilities. Relocation allowances totaling \$3,000 in HOME funds were expended in FY 2023-2024 on homeowner rehabilitation and/or rental housing rehabilitation.

The Homeowner Housing Rehabilitation Program, administered by the Orange County Housing and Community Development Division, utilizes CDBG, HOME, State SHIP dollars, local Affordable Housing Trust Fund and Tangelo Park CRA dollars to provide rehabilitation services to qualified low-income homeowners. In FY 2023-2024, the County spent a total of \$5,666,410.24 from various funding sources (including CDBG and SHIP funds) to provide minor home repairs to 138 qualified homeowners. The repairs included home replacement, total rehabilitation, relocation assistance, minor home repairs, and lead based testing.

The HOME program requires that jurisdictions commit a minimum of 15% of their HOME funds to projects conducted in collaboration with Community Housing Development Organizations (CHDOs). Jurisdictions have up to 24 months to commit funds to CHDO projects. The county currently has three (3) certified CHDOs: Future Leaders CDC, HELP CDC, and MLJ Land Trust. Orange County did not award new funds to CHDO projects in FY 2023-2024 but plans to increase its CHDO activity.

FY 2023-2024: HOME Program Expenditures by Activity

Activity Type	Disbursed Amount	Units Completed	Units Occupied
Rentals	\$0	0	0
TBRA Families	\$1,538,662.00	193	193
TOTAL	\$1,538,662.00	193	193

Source: HOME Summary of Accomplishments for Program Year 2023, retrieved from IDIS on December 3, 2024, and Housing and Community Development Division reporting.

E. HOME-ARP Program Summary

Orange County was awarded \$10,554,916 in HOME funds under the American Rescue Plan (HOME-ARP) to address additional needs for homelessness assistance and supportive services that emerged as a result of the COVID-19 pandemic. Eligible activities under HOME-ARP include the development of affordable housing, tenant-based rental assistance, provision of supportive services, and acquisition and development of non-congregate shelter units. Qualifying populations for HOME-ARP are those defined as: homeless; at-risk of homelessness; fleeing/attempting to flee domestic violence, dating violence, sexual assault, stalking, or human trafficking; and other populations where assistance would either prevent the individual or family's homelessness, or serve those with the greatest risk of housing instability, such as extremely low-income households that are severely rent-burdened. Families that include a veteran family member who meets one of these qualifying population criteria, are also eligible to receive HOME-ARP assistance.

The HOME-ARP Allocation Plan was adopted as an amendment to the FY 2021-2022 Annual Action Plan and approved by HUD in April of 2023. The Allocation Plan budgeted \$1,000,000 for supportive services, \$5,000,000 for Tenant-Based Rental Assistance (TBRA), and \$3,000,000 for the development of affordable housing to serve qualifying population groups. In March of 2024, the County accepted applications under the HOME-ARP for projects to be funded in the 2023-2024 and 2024-2025 fiscal years.

The following organizations have been awarded HOME-ARP funds beginning in FY2024-2025 to provide supportive services to qualifying populations:

- **Harbor House of Central Florida, Inc.** was awarded \$108,150 to provide case management, transportation, client assistance (deposit assistance, rental assistance, childcare expenses etc.), and therapy services including mental health services.
- **Christian Service Center Florida, Inc.** was awarded \$455,528 to provide supportive case management services.
- **Jewish Family Services of Central Florida, Inc.** was awarded \$52,800 to provide healthcare /mental health counseling.

Agreements with the agencies listed above were approved by the Orange County Board of County Commissioners on November 19, 2024. Homeless Individuals, who will be the recipients of HOME-ARP supportive services from the agencies listed above, were also issued fourteen (14) rental vouchers to assist them in securing and maintaining housing.

F. Other Grants Administered Summary

Other federal programs administered by the Orange County Housing and Community Development Division include two awards under the Neighborhood Stabilization Program (NSP-1 and NSP-3), the Section 8 Housing Choice Voucher Program, Mainstream Voucher Program, Emergency Rental Assistance Vouchers Program, the Shelter Plus Care (SPC) Program, and several programs addressing affordable housing needs.

Neighborhood Stabilization Program (NSP)

The NSP Program was created by the Housing and Economic Recovery Act of 2008 to allow for acquisition, demolition, rehabilitation, and resale activities to stabilize neighborhoods highly impacted by housing foreclosures. The County is currently closing out the NSP Program, and no additional foreclosed properties are being purchased after NSP 1 and 3. The unspent entitlement funds and any program income are to be transferred to the CDBG program prior to the NSP program close-out.

Rental Assistance Programs

Orange County's Section 8 Housing Choice Voucher Program administers rental housing subsidies for low-income households. In FY 2023-2024, rental subsidies were provided to approximately 1,217 households, with an additional 651 out-of-state vouchers for a total of 1,868 vouchers serviced during this fiscal year. The County set aside fourteen (14) vouchers to qualifying homeless individuals utilizing HOME-ARP Supportive Services program. Additionally, 62 veterans received subsidies under the Veterans Administration Supportive Housing (HUD-VASH) program. Finally, Orange County, through a partnership with a local CoC, also administers the Shelter Plus Care (SPC) program that provides rental subsidies to chronically homeless individuals with disabilities. A total of 62 clients were assisted in FY 2023-2024 under this program.

The County has recently received funds as part of the Mainstream Voucher Program. The mainstream housing vouchers are targeted for non-elderly, head or co-head of households with disabilities who are at risk of homelessness or were previously homeless. The County utilized 61 vouchers allocated to the County during the fiscal year. The County also received 66 emergency rental assistance vouchers for homeless households and utilized 60 emergency rental assistance vouchers for FY 2023-2024. All vouchers have been utilized to assist homeless individuals including youth ages 18-24, and persons fleeing domestic violence and human trafficking.

Affordable Housing – SHIP and Tax Credit Projects

The CAPER also reports on state and local contributions to affordable housing in Orange County. The most important state revenue source is the SHIP program that is utilized as a HOME Program match and for housing rehabilitation, affordable rental housing development, housing counseling and affordable homeownership activities. In FY 2023-2024, the County committed to providing \$75,000 as a local contribution to one tax credit

project, *Ekos at Lake Holden* by McDowell Housing Partners. This project will provide 120 units of affordable housing for low and moderate-income individuals and families. Additionally, the County committed to providing \$500,000 of SHIP funds and \$84,100 of Affordable Housing Trust Fund dollars to the Grand Avenue Economic Community Development Corp. for the purpose of renovating six affordable veteran housing units.

In FY 2023-2024, the SHIP program provided down payment assistance to a total of 253 households. Of those households served by the program, six (6) were very low-income households, eighty-one (81) were low-income households, and 166 were moderate income households. The total amount of assistance provided to qualified households to purchase homes in FY 2023-2024 was \$8,357,916.46.

Furthermore, Orange County utilized four (4) non-profit credit counseling agencies – Housing and Neighborhood Development Services (HANDS) of Central Florida, Housing and Education Alliance, HELP CDC, and Habitat for Humanity of Greater Orlando and Osceola County, Inc. to provide pre-purchase counseling and homebuyer education through the SHIP program to approximately 914 individuals.

Another program funded with SHIP funds is the Impact Fee Subsidy Program. This program provides impact fee subsidies on certified affordable housing units – single family/owner-occupied and rental units – to incentivize construction of affordable housing. There were eleven (11) impact subsidies provided in FY 2023- 2024, totaling \$103,395 in SHIP funds for construction of owner-occupied single-family units in Orange County.

Affordable Housing Projects – General Revenue and Affordable Housing Trust Fund
Regarding locally funded affordable housing projects and activities, Orange County Housing and Community Development Division has moved forward on several initiatives related to the Affordable Housing Trust Fund. Through its Surplus Lot Program, the Board of County Commissioners approved the award of twelve (12) properties to four non-profit agencies in 2024. The agencies will construct up to thirteen (13) new, affordable “starter homes”. All income-eligible homebuyers of these homes could also qualify for down payment assistance on these properties through Orange County’s SHIP program.

To support the preservation of existing affordable owner-occupied single-family units, Orange County provided a total of \$760,000 to Rebuilding Together Central Florida, Inc. for minor repair services to qualified very low- and low-income individuals and households (up to 80% AMI, with a focus on households under 50% AMI). The agency will repair a minimum of 20 units with this funding.

The County issued its largest Multifamily Affordable Housing Gap Financing Request for Proposals (RFP Y24-1031-AH) in April of 2024. The RFA, which totaled \$21 million, included \$19 million from the Affordable Housing Trust Fund and \$2 million from SHIP Program funds. The Orange County Board of County Commissioners approved the

selection of five (5) multifamily projects in September of 2024, which, combined, will produce a total of 573 affordable units. Under this RFA, Orange County is currently in the process of drafting developer agreements for all five projects.

The next table outlines the four main goals identified in Orange County's 2022-2026 Consolidated Plan, primary funding sources, outcome indicators for each of the objectives, and accomplishments made to date.

Table 1: Table 1: 2022-2026 Consolidated Plan Goals, Objectives and Activities – Summary of Accomplishments

Consolidated Plan Goal 1: Transform low to moderate-income communities into resilient communities					
Consolidated Plan Objective	Action Plan Activities FY 2022-2023	Sources of Funds* FY 2022-2023	Performance Indicators	Expected Five Year Total	Actual Number Served FY 2022-2023
1.1. Provision of capital improvements and infrastructure improvements to enhance community safety and livability and to increase accessibility for persons with disabilities	Rehabilitation and/or construction of public facilities	CDBG	Public facility or infrastructure activity other than LMI housing benefit (persons)	39,825	FY 2023 – 43,070
1.2. Support for services offered by nonprofit organizations, to include services that help increase housing stability and self-sufficiency	Case management and crisis intervention Services for homeless Services for persons with severe disabilities	CDBG SHIP	Public service activities other than LMI housing benefit	7,040	FY 2023 – 4,601
	Self-sufficiency skills training Pre-purchase education and counseling		Public service activities for LMI housing benefit	10,000	FY 2023 – 914
1.3. Provision of job training and placement	Job training and placement	CDBG	Jobs created/retained	2,500	FY 2023 – 53
	Construction jobs		100	FY 2023 – 6	
1.4. Meeting special needs of vulnerable populations such as children, the elderly, and persons with disabilities	Increased access for persons with disabilities Services for persons with severe disabilities	CDBG	Public service activities other than LMI housing benefit	200	FY 2023 – 1,083
	Childcare assistance Special needs housing added		Public facility rehabilitated/constructed	40	FY 2023 – 1

* Sources of funds may include non-federal resources, such as Orange County's Citizens Review Panel (CRP) funding and other programs from Orange County's general revenue sources, other state and local sources.

Table 1: 2022-2026 Consolidated Plan Goals, Objectives and Activities – Summary of Accomplishments (cont.)

Consolidated Plan Goal 2: Expand and preserve housing affordability, safety, and stability for low to moderate-income households and vulnerable populations					
Consolidated Plan Objective	Action Plan Activities FY 2022-2023	Sources of Funds* FY 2022-2023	Performance Indicators	Expected Five Year Total	Actual Number Served FY 2022-2023
2.1. Rehabilitation of rental and homeownership housing to benefit extremely low, low, and moderate-income households	Multi-unit rental housing rehabilitation	CDBG <i>General Revenue</i> HOME SHIP	Rental units rehabilitated	745	FY 2023 – 54
	Homeowners’ single-family rehabilitation		Homeowner housing rehabilitated	700	FY 2023 – 216
2.2. Creation of new affordable housing units for rent and homeownership	Homeowners’ single-family construction	<i>General Revenue</i> SHIP HOME	Homeowner housing added	200	FY 2023 – 11
	Multi-unit rental housing construction		Rental units added	2,500	FY 2023 – 0
	Financial incentives for first time home buyers (down payment and closing costs)		Direct financial assistance to homebuyers (individuals)	750	FY 2023 – 253
2.3. Provision of tenant-based rental assistance and other rental subsidies	Rental assistance subsidies	HOME	Tenant Based Rental Assistance	1,000	FY 2023 – 193
2.4. Using CHDO funds to support development of new housing and rehabilitation of existing affordable housing units	Multi-unit rental housing rehabilitation/construction Homeowners’ single-family rehabilitation/construction	All	Rental units rehabilitated/added	0	FY 2023 – 0
			Homeowner housing rehabilitated/added	0	FY 2023 – 0

* Sources of funds may include non-federal resources, such as Orange County’s Citizens Review Panel (CRP) funding and other programs from Orange County’s general revenue sources, other state and local sources.

Table 1: 2022-2026 Consolidated Plan Goals, Objectives, and Activities – Summary of Accomplishments (cont.)

Consolidated Plan Goal 3: Work in collaboration with local government agencies, nonprofit organizations, and industry partners to eradicate and prevent homelessness					
Consolidated Plan Objective	Action Plan Activities FY 2022-2023	Sources of Funds* FY 2022-2023	Performance Indicators	Expected Five Year Total	Actual Number Served FY 2022-2023
3.1. Provision of housing and services for residents experiencing homelessness and those at risk of becoming homeless	Rental assistance subsidies for homeless households	HOME HOME-ARP HUD-VASH Shelter Plus Care	Public service activities for LMI housing benefit	1,000	FY 2023 – 138
	Housing for homeless households		Rental units added	0	FY 2023 – 121
3.2. Support for homelessness prevention, case management, wraparound services, and rapid re-housing	Homelessness prevention services	ESG	Homelessness prevention (households)	125	FY 2023 – 121
	Rapid re-housing and stabilization services	SHIP	Rapid Re-housing (households)	50	FY 2023 – 103 (SHIP)
3.3. Availability of emergency shelter facilities for homeless individuals and families	Support for operations and essential services of homeless facilities	ESG <i>General Revenue</i> HOME-ARP	Homeless persons overnight shelter	5,760	FY 2023 – 1,378
	Shelter beds		Shelter beds added	0	FY 2023 – 0
3.3. Provision of Homeless Management Information System (HMIS) support	Homeless Management Information System (HMIS)	ESG	HMIS Training (agencies assisted)	25	FY 2023 – 7
3.5. Street outreach for unsheltered individuals and families	Street outreach	ESG	Homeless persons served	200	FY 2023 – 48

* Sources of funds may include non-federal resources, such as Orange County's Citizens Review Panel (CRP) funding and other programs from Orange County's general revenue sources, other state and local sources.

Table 1: 2022-2026 Consolidated Plan Goals, Objectives, and Activities – Summary of Accomplishments (cont.)

Consolidated Plan Goal 4: Program administration					
Consolidated Plan Objective	Action Plan Activities FY 2022-2023	Sources of Funds* FY 2022-2023	Performance Indicators	Expected Five Year Total	Actual Number Served FY 2022-2023
4.1. Provision of services to County residents and housing providers to advance fair housing	Fair housing education Training of subrecipients Technical assistance Conciliation, referral, and follow-up	CDBG	Fair housing training and technical assistance (persons)	500	FY 2023 – 100

* Sources of funds may include non-federal resources, such as Orange County's Citizens Review Panel (CRP) funding and other programs from Orange County's general revenue sources, other state and local sources.

PUBLIC NOTICES

PUBLIC NOTICE

**NOTICE OF PUBLIC HEARING AND
PUBLIC COMMENT PERIOD
TO ALL INTERESTED ORGANIZATIONS,
AGENCIES AND PERSONS**

**ORANGE COUNTY HOUSING AND COMMUNITY DEVELOPMENT DIVISION
CONSOLIDATED ANNUAL PERFORMANCE AND EVALUATION REPORT**

For Fiscal Year 2023-2024

Funding Opportunity Number: B23UC120003; M23UC120213; E23UC12000;
B20UW120003; E20UW120003; M21UP120213

The Orange County Housing and Community Development Division will submit the 2023-2024 Consolidated Annual Performance and Evaluation Report (CAPER) to the United States Department of Housing and Urban Development (HUD) on or about December 30, 2024. The CAPER is an annual report of the projects and activities implemented with Community Development Block Grant (CDBG), HOME Investment Partnerships Program (HOME), Emergency Solutions Grant (ESG) and other federally funded programs administered by Orange County's Housing and Community Development Division during Fiscal Year that started on October 1, 2023, and ended on September 30, 2024. Additionally, the 2023-2024 CAPER reports on projects and activities related to prevention, preparation for, and response to the coronavirus pandemic, which were completed during Fiscal Year 2023-2024 with CDBG-CV and ESG-CV funds authorized by the Coronavirus Aid, Relief, and Economic Security Act (CARES Act). Furthermore, the 2023-2024 CAPER reports on projects and activities that address the need for housing and supportive services for homeless persons and those with the greatest risk of housing instability and implemented with HOME-American Rescue Plan funds (HOME-ARP).

The draft CAPER will be available for review by the public from Wednesday, December 4, 2024, through Wednesday, December 18, 2024, at the following link:

<http://www.ocfl.net/NeighborsHousing/CommunityDevelopment.aspx>. The draft document will also be available for review at the following locations: Orlando Public Library main branch, Community Relations Department, Third Floor, located at 101 East Central Boulevard, Orlando, Florida 32801; and at the Orange County Housing and Community Development Division's office located at 525 East South Street, Orlando, FL 32801.

A public hearing to receive citizen input on the CAPER will be conducted on Wednesday, December 18, 2024, at 6:00 p.m. at the Internal Operations Center, Largo Training Room, First Floor, located at 450 E. South Street, Orlando, Florida 32801. Comments about the CAPER may be submitted in writing during the public comment period via email to the attention of Janna Souvorova at Janna.Souvorova@ocfl.net, or by mail to:

Housing and Community Development Division
Attn: CAPER Public Comments
525 E. South Street, Orlando, Florida 32801

For more information or questions concerning the CAPER, please contact the Orange County Housing and Community Development Division at (407) 836-0963, or via e-mail to Janna.Souvorova@ocfl.net.

Section 286.0105, Florida Statutes, states that if a person decides to appeal any decision made by a board, agency, or commission with respect to any matter considered at a meeting or hearing, he or she will need a record of the proceedings, and that, for such purpose, he or she may need to ensure that a verbatim record of the proceedings is made, which record includes the testimony and evidence upon which the appeal is to be based.

La Sección 286.0105 de los Estatutos de la Florida establece que si una persona decide apelar cualquier decisión tomada por una junta, agencia o comisión con respecto a cualquier asunto considerado en una reunión o audiencia, necesitará un registro de los procedimientos y que, para tal fin, es posible que deba asegurarse de que se haga un registro literal de los procedimientos. cuyo expediente incluye los testimonios y las pruebas en que se basará la apelación.

Seksyon 286.0105, Lwa Florida, deklare ke si yon moun deside fè apèl kont nenpòt desizyon ki te pran pa yon tablo, ajans, oswa komisyon ki gen rapò ak nenpòt pwoblèm konsidere nan yon reyinyon oswa yon odyans, li pral bezwen yon dosye sou pwosedi yo, e ke, pou rezon sa yo, li ka bezwen asire ke yon dosye vèbal nan pwosedi yo fèt, ki dosye gen ladan temwayaj ak prèv ki montre apèl la dwe baze.

Orange County does not discriminate on the basis of race, color, national origin, sex, age, religion, disability or family status. Those with questions or concerns about nondiscrimination, those requiring special assistance under the Americans with Disabilities Act (ADA), and those requiring language assistance (free of charge) should contact the Title VI/Nondiscrimination Coordinator at access@ocfl.net or by calling 3-1-1 (407-836-3111).

If you are hearing or speech impaired, you may reach the phone numbers above by dialing 711.

El Condado de Orange no discrimina por motivos de raza, color, origen nacional, sexo, edad, religión, discapacidad o situación familiar. Aquellos que tengan preguntas o inquietudes sobre la no discriminación, aquellos que requieran asistencia especial según la Ley de Estadounidenses con Discapacidades (ADA) y aquellos que requieran asistencia lingüística (gratuita) deben comunicarse con el Coordinador de No Discriminación/Título VI en access@ocfl.net o llamando 3-1-1 (407-836-3111).

Si tiene problemas de audición o del habla, puede comunicarse con los números de teléfono anteriores marcando 711.

Orange County pa fè diskriminasyon sou baz ras, koulè, orijin nasyonal, sèks, laj, relijyon, andikap oswa sitiyaasyon fanmi. Moun ki gen kesyon oswa enkyetid konsènan non diskriminasyon, moun ki bezwen asistans espesyal dapre Lwa Ameriken andikape yo (ADA), ak moun ki bezwen asistans nan lang (gratis) ta dwe kontakte Kowòdonatè Tit VI/Nondiscrimination nan access@ocfl.net oswa lè yo rele 3-1-1 (407-836-3111).

Si w gen pwoblèm pou tande oswa pou w pale, ou ka kontakte nimewo telefòn ki anwo yo lè w konpoze 711.



PUBLIC NOTICE

NOTICE OF PUBLIC HEARING AND PUBLIC COMMENT PERIOD TO ALL INTERESTED ORGANIZATIONS, AGENCIES AND PERSONS

ORANGE COUNTY HOUSING AND COMMUNITY DEVELOPMENT DIVISION
CONSOLIDATED ANNUAL PERFORMANCE AND EVALUATION REPORT
For Fiscal Year 2023-2024
Funding Opportunity Number: B23UC120003; M23UC120213; E23UC12000;
B20UW120003; E20UW120003; M21UP120213

The Orange County Housing and Community Development Division will submit the 2023-2024 Consolidated Annual Performance and Evaluation Report (CAPER) to the United States Department of Housing and Urban Development (HUD) on or about December 30, 2024. The CAPER is an annual report of the projects and activities implemented with Community Development Block Grant (CDBG), HOME Investment Partnerships Program (HOME), Emergency Solutions Grant (ESG) and other federally funded programs administered by Orange County's Housing and Community Development Division during Fiscal Year that started on October 1, 2023, and ended on September 30, 2024. Additionally, the 2023-2024 CAPER reports on projects and activities related to prevention, preparation for, and response to the coronavirus pandemic, which were completed during Fiscal Year 2023-2024 with CDBG-CV and ESG-CV funds authorized by the Coronavirus Aid, Relief, and Economic Security Act (CARES Act). Furthermore, the 2023-2024 CAPER reports on projects and activities that address the need for housing and supportive services for homeless persons and those with the greatest risk of housing instability and implemented with HOME-American Rescue Plan funds (HOME-ARP).

The draft CAPER will be available for review by the public from Wednesday, December 4, 2024, through Wednesday, December 18, 2024, at the following link:

<http://www.ocfl.net/NeighborsHousing/CommunityDevelopment.aspx>. The draft document will also be available for review at the following locations: Orlando Public Library main branch, Community Relations Department, Third Floor, located at 101 East Central Boulevard, Orlando, Florida 32801; and at the Orange County Housing and Community Development Division's office located at 525 East South Street, Orlando, FL 32801.

A public hearing to receive citizen input on the CAPER will be conducted on Wednesday, December 18, 2024, at 6:00 p.m. at the Internal Operations Center, Largo Training Room, First Floor, located at 450 E. South Street, Orlando, Florida 32801. Comments about the CAPER may be submitted in writing during the public comment period via email to the attention of Janna Souvorova at Janna.Souvorova@ocfl.net, or by mail to:

Housing and Community Development Division
Attn: CAPER Public Comments
525 E. South Street, Orlando, Florida 32801

For more information or questions concerning the CAPER, please contact the Orange County Housing and Community Development Division at (407) 836-0963, or via e-mail to Janna.Souvorova@ocfl.net.

Section 286.0105, Florida Statutes, states that if a person decides to appeal any decision made by a board, agency, or commission with respect to any matter considered at a meeting or hearing, he or she will need a record of the proceedings, and that, for such purpose, he or she may need to ensure that a verbatim record of the proceedings is made, which record includes the testimony and evidence upon which the appeal is to be based.

La Sección 286.0105 de los Estatutos de la Florida establece que si una persona decide apelar cualquier decisión tomada por una junta, agencia o comisión con respecto a cualquier asunto considerado en una reunión o audiencia, necesitará un registro de los procedimientos y que, para tal fin, es posible que deba asegurarse de que se haga un registro literal de los procedimientos, cuyo expediente incluye los testimonios y las pruebas en que se basará la apelación.

Seksyon 286.0105, Lwa Florida, deklare ke si yon moun deside fè apèl kont nenpòt desizyon ki te pran pa yon tablo, ajans, oswa komisyon ki gen rapò ak nenpòt pwoblèm konsidere nan yon reyinyon oswa yon odyans, li pral bezwen yon dosye sou pwosedi yo, e ke, pou rezon sa yo, li ka bezwen asire ke yon dosye vèbal nan pwosedi yo fèt, ki dosye gen ladan temwayaj ak prèv ki montre apèl la dwe baze.

Orange County does not discriminate on the basis of race, color, national origin, sex, age, religion, disability or family status. Those with questions or concerns about nondiscrimination, those requiring special assistance under the Americans with Disabilities Act (ADA), and those requiring language assistance (free of charge) should contact the Title VI/Nondiscrimination Coordinator at access@ocfl.net or by calling 3-1-1 (407-836-3111).

If you are hearing or speech impaired, you may reach the phone numbers above by dialing 711.

El Condado de Orange no discrimina por motivos de raza, color, origen nacional, sexo, edad, religión, discapacidad o situación familiar. Aquellos que tengan preguntas o inquietudes sobre la no discriminación, aquellos que requieran asistencia especial según la Ley de Estadounidenses con Discapacidades (ADA) y aquellos que requieran asistencia lingüística (gratuita) deben comunicarse con el Coordinador de No Discriminación/Título VI en access@ocfl.net o llamando 3-1-1 (407-836-3111).

Si tiene problemas de audición o del habla, puede comunicarse con los números de teléfono anteriores marcando 711.

Orange County pa fè diskriminasyon sou baz ras, koulè, orijin nasyonal, sèks, laj, relijyon, andikap oswa sityasyon fanmi. Moun ki gen kesyon oswa enkyetid konsènan non diskriminasyon, moun ki bezwen asistans espesyal dapre Lwa Ameriken andikape yo (ADA), ak moun ki bezwen asistans nan lang (gratis) ta dwe kontakte Kowòdonatè Tit VI/Nondiscrimination nan access@ocfl.net oswa lè yo rele 3-1-1 (407-836-3111).

Si w gen pwoblèm pou tande oswa pou w pale, ou ka kontakte nimewo telefòn ki anwo yo lè w konpoze 711.



AVISO PÚBLICO
AVISO DE AUDIENCIA PÚBLICA Y
PERÍODO DE COMENTARIOS PÚBLICOS
A TODAS LAS ORGANIZACIONES INTERESADAS,
AGENCIAS Y PERSONAS

DIVISIÓN DE VIVIENDA Y DESARROLLO COMUNITARIO DEL CONDADO DE ORANGE
INFORME ANUAL CONSOLIDADO DE DESEMPEÑO Y EVALUACIÓN
Para el año fiscal 2023-2024

Número de Oportunidad de Financiamiento: B23UC120003; M23UC120213; E23UC12000;
B20UW120003; E20UW120003; M21UP120213

La División de Vivienda y Desarrollo Comunitario del Condado de Orange presentará el Informe Anual Consolidado de Desempeño y Evaluación (CAPER, por sus siglas en inglés) 2023-2024 al Departamento de Vivienda y Desarrollo Urbano de los Estados Unidos (HUD) el 30 de diciembre de 2024 o alrededor de esa fecha. El CAPER es un informe anual de los proyectos y actividades implementados con la Subvención en Bloque para el Desarrollo Comunitario (CDBG), el Programa de Vivienda y Asociaciones de Inversión (HOME, por sus siglas en inglés), la Subvención para Soluciones de Emergencia (ESG) y otros programas financiados por el gobierno federal administrados por la División de Vivienda y Desarrollo Comunitario del Condado de Orange durante el Año Fiscal que comenzó el 1 de octubre de 2023 y finalizó el 30 de septiembre de 2024. Además, el CAPER 2023-2024 informa sobre proyectos y actividades relacionados con la prevención, preparación y respuesta a la pandemia de coronavirus, que se completaron durante el año fiscal 2023-2024 con fondos CDBG-CV y ESG-CV autorizados por la Ley de Ayuda, Alivio y Seguridad Económica por Coronavirus (Ley CARES). Además, el CAPER 2023-2024 informa sobre proyectos y actividades que abordan la necesidad de vivienda y servicios de apoyo para las personas sin hogar y aquellas con mayor riesgo de inestabilidad en la vivienda, e implementados con fondos del Plan de Rescate Americano HOME (HOME-ARP).

El borrador de CAPER estará disponible para su revisión por parte del público desde el miércoles 4 de diciembre de 2024 hasta el miércoles 18 de diciembre de 2024, en el siguiente enlace: <http://www.ocfl.net/NeighborsHousing/CommunityDevelopment.aspx>. El borrador del documento también estará disponible para su revisión en las siguientes ubicaciones: Sucursal principal de la Biblioteca Pública de Orlando, Departamento de Relaciones Comunitarias, Tercer Piso, ubicado en 101 East Central Boulevard, Orlando, Florida 32801; y en la oficina de la División de Vivienda y Desarrollo Comunitario del Condado de Orange, ubicada en 525 East South Street, Orlando, FL 32801.

El miércoles 18 de diciembre de 2024, a las 6:00 p.m., se llevará a cabo una audiencia pública para recibir comentarios ciudadanos sobre el CAPER en el Centro de Operaciones Internas del Condado Orange, Salón Largo, Primer Piso, ubicado en 450 E. South Street, Orlando, Florida 32801. Los comentarios sobre el CAPER pueden enviarse por escrito durante el período de comentarios públicos por correo electrónico a la atención de Janna Souvorova a: Janna.Souvorova@ocfl.net , o por correo postal a:

Housing and Community Development Division
Attn: CAPER Public Comments
525 E. South Street, Orlando, Florida 32801

Para obtener más información o hacer preguntas sobre el CAPER, comuníquese con la División de Vivienda y Desarrollo Comunitario del Condado de Orange al (407) 836-0963, o por correo electrónico a Janna.Souvorova@ocfl.net.

Section 286.0105, Florida Statutes, states that if a person decides to appeal any decision made by a board, agency, or commission with respect to any matter considered at a meeting or hearing, he or she will need a record of the proceedings, and that, for such purpose, he or she may need to ensure that a verbatim record of the proceedings is made, which record includes the testimony and evidence upon which the appeal is to be based.

La Sección 286.0105 de los Estatutos de la Florida establece que si una persona decide apelar cualquier decisión tomada por una junta, agencia o comisión con respecto a cualquier asunto considerado en una reunión o audiencia, necesitará un registro de los procedimientos y que, para tal fin, es posible que deba asegurarse de que se haga un registro literal de los procedimientos. cuyo expediente incluye los testimonios y las pruebas en que se basará la apelación.

Seksyon 286.0105, Lwa Florida, deklare ke si yon moun deside fè apèl kont nenpòt desizyon ki te pran pa yon tablo, ajans, oswa komisyon ki gen rapò ak nenpòt pwoblèm konsidere nan yon reyinyon oswa yon odyans, li pral bezwen yon dosye sou pwosedi yo, e ke, pou rezon sa yo, li ka bezwen asire ke yon dosye vèbal nan pwosedi yo fèt, ki dosye gen ladan temwayaj ak prèv ki montre apèl la dwe baze.

Orange County does not discriminate on the basis of race, color, national origin, sex, age, religion, disability or family status. Those with questions or concerns about nondiscrimination, those requiring special assistance under the Americans with Disabilities Act (ADA), and those requiring language assistance (free of charge) should contact the Title VI/Nondiscrimination Coordinator at access@ocfl.net or by calling 3-1-1 (407-836-3111).

If you are hearing or speech impaired, you may reach the phone numbers above by dialing 711.

El Condado de Orange no discrimina por motivos de raza, color, origen nacional, sexo, edad, religión, discapacidad o situación familiar. Aquellos que tengan preguntas o inquietudes sobre la no discriminación, aquellos que requieran asistencia especial según la Ley de Estadounidenses con Discapacidades (ADA) y aquellos que requieran asistencia lingüística (gratuita) deben comunicarse con el Coordinador de No Discriminación/Título VI en access@ocfl.net o llamando 3-1-1 (407-836-3111).

Si tiene problemas de audición o del habla, puede comunicarse con los números de teléfono anteriores marcando 711.

Orange County pa fè diskriminasyon sou baz ras, koulè, orijin nasyonal, sèks, laj, relijyon, andikap oswa sityasyon fanmi. Moun ki gen kesyon oswa enkyetid konsènan non diskriminasyon, moun ki bezwen asistans espesyal dapre Lwa Ameriken andikape yo (ADA), ak moun ki bezwen asistans nan lang (gratis) ta dwe kontakte Kowòdonatè Tit VI/Nondiscrimination nan access@ocfl.net oswa lè yo rele 3-1-1 (407-836-3111).

Si w gen pwoblèm pou tande oswa pou w pale, ou ka kontakte nimewo telefòn ki anwo yo lè w konpoze 711.



IDIS SYSTEM REPORTS

PR23 – CDBG Summary of Accomplishments – Program Year 2023

PR23 – CDBG-CV Summary of Accomplishments – Program Year 2023

PR23 – HOME Summary of Accomplishments – Program Year 2023

PR25 – Status of CHDO Funds by Fiscal Year Report (HOME)

PR26 – CDBG Financial Summary Report – Program Year 2023

PR26 – CDBG-CV Financial Summary Report – Program Year 2023

PR50 – CDBG Expenditure Report

PR50 – CDBG-CV Expenditure Report

PR91 – ESG Financial Summary – Orange County, FL



U.S. Department of Housing and Urban Development
 Office of Community Planning and Development
 Integrated Disbursement and Information System
 CDBG Summary of Accomplishments
 Program Year: 2023

DATE: 12-03-24
 TIME: 14:14
 PAGE: 1

Orange County

Count of CDBG Activities with Disbursements by Activity Group & Matrix Code

Activity Group	Activity Category	Open Count	Open Activities Disbursed	Completed Count	Completed Activities Disbursed	Program Year Count	Total Activities Disbursed
Housing	Rehab; Single-Unit Residential (14A)	26	\$2,949,212.86	12	\$244,043.50	38	\$3,193,256.36
	Rehab; Multi-Unit Residential (14B)	1	\$100,024.40	3	\$348,989.32	4	\$449,013.72
	Rehabilitation Administration (14H)	2	\$467,354.82	1	\$0.00	3	\$467,354.82
	Lead-Based/Lead Hazard Test/Abate (14I)	1	\$7,707.72	0	\$0.00	1	\$7,707.72
	Total Housing		30	\$3,524,299.80	16	\$593,032.82	46
Public Facilities and Improvements	Homeless Facilities (not operating costs) (03C)	1	\$155,001.58	1	\$45,211.95	2	\$200,213.53
	Neighborhood Facilities (03E)	3	\$55,560.98	2	\$119,400.00	5	\$174,960.98
	Street Improvements (03K)	1	\$700,267.55	0	\$0.00	1	\$700,267.55
	Sidewalks (03L)	1	\$249,950.00	0	\$0.00	1	\$249,950.00
	Health Facilities (03P)	1	\$123,048.00	0	\$0.00	1	\$123,048.00
	Total Public Facilities and Improvements		7	\$1,283,828.11	3	\$164,611.95	10
Public Services	Operating Costs of Homeless/AIDS Patients Programs (03T)	0	\$0.00	3	\$0.00	3	\$0.00
	Senior Services (05A)	2	\$144,693.27	1	\$0.00	3	\$144,693.27
	Services for Persons with Disabilities (05B)	3	\$115,475.09	6	\$7,492.08	9	\$122,967.17
	Legal Services (05C)	1	\$37,628.86	2	\$1,965.46	3	\$39,594.32
	Youth Services (05D)	1	\$36,359.43	2	\$0.00	3	\$36,359.43
	Substance Abuse Services (05F)	0	\$0.00	2	\$59,772.86	2	\$59,772.86
	Services for victims of domestic violence, dating violence, sexual assault or stalking (05G)	1	\$35,617.24	2	\$1,628.53	3	\$37,245.77
	Employment Training (05H)	1	\$9,822.87	4	\$44,916.64	5	\$54,739.51
	Child Care Services (05L)	4	\$221,238.78	2	\$0.00	6	\$221,238.78
	Health Services (05M)	2	\$68,697.77	2	\$0.00	4	\$68,697.77
	Mental Health Services (05O)	4	\$90,671.92	0	\$0.00	4	\$90,671.92
	Subsistence Payment (05Q)	1	\$50,669.00	2	\$4,022.06	3	\$54,691.06
	Housing Information and Referral Services (05X)	2	\$56,456.40	2	\$44,999.99	4	\$101,456.39
	Total Public Services		22	\$867,330.63	30	\$164,797.62	52



U.S. Department of Housing and Urban Development
 Office of Community Planning and Development
 Integrated Disbursement and Information System
 CDBG Summary of Accomplishments
 Program Year: 2023

DATE: 12-03-24
 TIME: 14:14
 PAGE: 2

Orange County

Activity Group	Activity Category	Open Count	Open Activities Disbursed	Completed Count	Completed Activities Disbursed	Program Year Count	Total Activities Disbursed
General Administration and Planning	General Program Administration (21A)	2	\$1,280,764.24	1	\$0.00	3	\$1,280,764.24
	Fair Housing Activities (subject to 20% Admin Cap) (21D)	1	\$9,614.99	1	\$0.00	2	\$9,614.99
	Total General Administration and Planning	3	\$1,290,379.23	2	\$0.00	5	\$1,290,379.23
Grand Total		62	\$6,965,837.77	51	\$922,442.39	113	\$7,888,280.16



U.S. Department of Housing and Urban Development
 Office of Community Planning and Development
 Integrated Disbursement and Information System
 CDBG Summary of Accomplishments
 Program Year: 2023

DATE: 12-03-24
 TIME: 14:14
 PAGE: 3

Orange County

CDBG Sum of Actual Accomplishments by Activity Group and Accomplishment Type

Activity Group	Matrix Code	Accomplishment Type	Open Count	Completed Count	Program Year Totals
Housing	Rehab; Single-Unit Residential (14A)	Housing Units	60	51	111
	Rehab; Multi-Unit Residential (14B)	Housing Units	1	699	700
	Rehabilitation Administration (14H)	Housing Units	2	1	3
	Lead-Based/Lead Hazard Test/Abate (14I)	Housing Units	10	0	10
	Total Housing		73	751	824
Public Facilities and Improvements	Homeless Facilities (not operating costs) (03C)	Public Facilities	0	116	116
	Neighborhood Facilities (03E)	Public Facilities	5,642	7,870	13,512
	Street Improvements (03K)	Housing Units	0	0	0
	Sidewalks (03L)	Persons	0	0	0
	Health Facilities (03P)	Public Facilities	1,297	0	1,297
Total Public Facilities and Improvements		6,939	7,986	14,925	
Public Services	Operating Costs of Homeless/AIDS Patients Programs (03T)	Persons	0	110	110
	Senior Services (05A)	Persons	146	58	204
	Services for Persons with Disabilities (05B)	Persons	126	220	346
	Legal Services (05C)	Persons	81	227	308
	Youth Services (05D)	Persons	29	108	137
	Substance Abuse Services (05F)	Persons	0	7	7
	Services for victims of domestic violence, dating violence, sexual assault or stalking (05G)	Persons	221	639	860
	Employment Training (05H)	Persons	74	213	287
	Child Care Services (05L)	Persons	1,333	685	2,018
	Health Services (05M)	Persons	2,756	1,646	4,402
	Mental Health Services (05O)	Persons	10,556	0	10,556
	Subsistence Payment (05Q)	Persons	23	63	86
	Housing Information and Referral Services (05X)	Persons	233	230	463
Total Public Services		15,578	4,206	19,784	
Grand Total		22,590	12,943	35,533	



Orange County

CDBG Beneficiaries by Racial / Ethnic Category

Housing-Non Housing	Race	Total Persons	Total Hispanic Persons	Total Households	Total Hispanic Households
Housing	White	0	0	227	188
	Black/African American	0	0	514	26
	Asian	0	0	4	0
	Native Hawaiian/Other Pacific Islander	0	0	2	0
	American Indian/Alaskan Native & White	0	0	5	0
	Black/African American & White	0	0	5	0
	Amer. Indian/Alaskan Native & Black/African Amer.	0	0	1	0
	Other multi-racial	0	0	66	51
	Total Housing		0	0	824
Non Housing	White	3,559	2,342	0	0
	Black/African American	3,886	259	0	0
	Asian	99	13	0	0
	American Indian/Alaskan Native	43	22	0	0
	Native Hawaiian/Other Pacific Islander	21	2	0	0
	American Indian/Alaskan Native & White	5	0	0	0
	Asian & White	2	2	0	0
	Black/African American & White	133	105	0	0
	Amer. Indian/Alaskan Native & Black/African Amer.	4	0	0	0
	Other multi-racial	792	383	0	0
Total Non Housing		8,544	3,128	0	0
Grand Total	White	3,559	2,342	227	188
	Black/African American	3,886	259	514	26
	Asian	99	13	4	0
	American Indian/Alaskan Native	43	22	0	0
	Native Hawaiian/Other Pacific Islander	21	2	2	0
	American Indian/Alaskan Native & White	5	0	5	0
	Asian & White	2	2	0	0
	Black/African American & White	133	105	5	0
	Amer. Indian/Alaskan Native & Black/African Amer.	4	0	1	0
	Other multi-racial	792	383	66	51
Total Grand Total		8,544	3,128	824	265



Orange County

CDBG Beneficiaries by Income Category [\(Click here to view activities\)](#)

	Income Levels	Owner Occupied	Renter Occupied	Persons
Housing	Extremely Low (<=30%)	188	0	0
	Low (>30% and <=50%)	87	0	0
	Mod (>50% and <=80%)	0	0	0
	Total Low-Mod	275	0	0
	Non Low-Mod (>80%)	0	0	0
	Total Beneficiaries	275	0	0
Non Housing	Extremely Low (<=30%)	0	0	2,359
	Low (>30% and <=50%)	0	0	348
	Mod (>50% and <=80%)	0	0	3
	Total Low-Mod	0	0	2,710
	Non Low-Mod (>80%)	0	0	0
	Total Beneficiaries	0	0	2,710



U.S. Department of Housing and Urban Development
 Office of Community Planning and Development
 Integrated Disbursement and Information System
 CDBG-CV Summary of Accomplishments
 Program Year: 2023

DATE: 12-03-24
 TIME: 14:15
 PAGE: 1

Orange County

Count of CDBG-CV Activities with Disbursements by Activity Group & Matrix Code

Activity Group	Activity Category	Open Count	Open Activities Disbursed	Completed Count	Completed Activities Disbursed	Program Year Count	Total Activities Disbursed
Public Facilities and Improvements	Facility for Persons with Disabilities (03B)	0	\$0.00	1	\$384,092.00	1	\$384,092.00
	Homeless Facilities (not operating costs) (03C)	2	\$1,166,968.71	0	\$0.00	2	\$1,166,968.71
	Neighborhood Facilities (03E)	0	\$0.00	2	\$163,495.95	2	\$163,495.95
	Total Public Facilities and Improvements	2	\$1,166,968.71	3	\$547,587.95	5	\$1,714,556.66
Public Services	Operating Costs of Homeless/AIDS Patients Programs (03T)	0	\$0.00	1	\$0.00	1	\$0.00
	Legal Services (05C)	1	\$110,000.00	2	\$16,341.71	3	\$126,341.71
	Youth Services (05D)	0	\$0.00	1	\$0.00	1	\$0.00
	Employment Training (05H)	0	\$0.00	1	\$0.00	1	\$0.00
	Child Care Services (05L)	0	\$0.00	2	\$0.00	2	\$0.00
	Total Public Services	1	\$110,000.00	7	\$16,341.71	8	\$126,341.71
General Administration and Planning	General Program Administration (21A)	1	\$92,179.12	0	\$0.00	1	\$92,179.12
	Total General Administration and Planning	1	\$92,179.12	0	\$0.00	1	\$92,179.12
Grand Total		4	\$1,369,147.83	10	\$563,929.66	14	\$1,933,077.49



Orange County

CDBG-CV Sum of Actual Accomplishments by Activity Group and Accomplishment Type

Activity Group	Matrix Code	Accomplishment Type	Program Year		Totals
			Open Count	Completed Count	
Public Facilities and Improvements	Facility for Persons with Disabilities (03B)	Public Facilities	0	176	176
	Homeless Facilities (not operating costs) (03C)	Public Facilities	0	0	0
	Neighborhood Facilities (03E)	Public Facilities	0	10,328	10,328
	Total Public Facilities and Improvements		0	10,504	10,504
Public Services	Operating Costs of Homeless/AIDS Patients Programs (03T)	Persons	0	107	107
	Legal Services (05C)	Persons	201	1,556	1,757
	Youth Services (05D)	Persons	0	47	47
	Employment Training (05H)	Persons	0	23	23
	Child Care Services (05L)	Persons	0	161	161
	Total Public Services		201	1,894	2,095
Grand Total			201	12,398	12,599



Orange County

CDBG-CV Beneficiaries by Racial / Ethnic Category

Housing-Non Housing	Race	Total Persons	Total Hispanic Persons	Total Households	Total Hispanic Households
Non Housing	White	4,841	2,610	0	0
	Black/African American	3,684	210	0	0
	Asian	232	20	0	0
	American Indian/Alaskan Native	58	24	0	0
	Native Hawaiian/Other Pacific Islander	21	7	0	0
	American Indian/Alaskan Native & White	18	6	0	0
	Black/African American & White	96	12	0	0
	Amer. Indian/Alaskan Native & Black/African Amer.	17	8	0	0
	Other multi-racial	1,722	971	0	0
	Total Non Housing		10,689	3,868	0
Grand Total	White	4,841	2,610	0	0
	Black/African American	3,684	210	0	0
	Asian	232	20	0	0
	American Indian/Alaskan Native	58	24	0	0
	Native Hawaiian/Other Pacific Islander	21	7	0	0
	American Indian/Alaskan Native & White	18	6	0	0
	Black/African American & White	96	12	0	0
	Amer. Indian/Alaskan Native & Black/African Amer.	17	8	0	0
	Other multi-racial	1,722	971	0	0
	Total Grand Total		10,689	3,868	0



U.S. Department of Housing and Urban Development
Office of Community Planning and Development
Integrated Disbursement and Information System
CDBG-CV Summary of Accomplishments
Program Year: 2023

DATE: 12-03-24
TIME: 14:15
PAGE: 4

Orange County

CDBG-CV Beneficiaries by Income Category ([Click here to view activities](#))

Income Levels		Owner Occupied	Renter Occupied	Persons
Non Housing	Extremely Low (<=30%)	0	0	7,060
	Low (>30% and <=50%)	0	0	1,730
	Mod (>50% and <=80%)	0	0	3
	Total Low-Mod	0	0	8,793
	Non Low-Mod (>80%)	0	0	2
	Total Beneficiaries	0	0	8,795



Program Year: 2023
 Start Date 01-Oct-2023 - End Date 30-Sep-2024
Orange County
Home Disbursements and Unit Completions

Activity Type	Disbursed Amount	Units Completed	Units Occupied
TBRA Families	\$1,538,662.00	193	193
Total, Rentals and TBRA	\$1,538,662.00	193	193
Grand Total	\$1,538,662.00	193	193

Home Unit Completions by Percent of Area Median Income

Activity Type						Units Completed	
	0% - 30%	31% - 50%	51% - 60%	61% - 80%	Total 0% - 60%	Total 0% - 80%	
TBRA Families	84	105	1	3	190	193	
Total, Rentals and TBRA	84	105	1	3	190	193	
Grand Total	84	105	1	3	190	193	

Home Unit Reported As Vacant

Activity Type	Reported as Vacant
TBRA Families	0
Total, Rentals and TBRA	0
Grand Total	0



Program Year: 2023

Start Date 01-Oct-2023 - End Date 30-Sep-2024

Orange County

Home Unit Completions by Racial / Ethnic Category

TBRA Families

	Units Completed	Units Completed - Hispanics
White	101	75
Black/African American	90	4
Asian	1	0
American Indian/Alaskan Native & White	1	0
Total	193	79

Total, Rentals and TBRA

Grand Total

	Units Completed	Units Completed - Hispanics	Units Completed	Units Completed - Hispanics
White	101	75	101	75
Black/African American	90	4	90	4
Asian	1	0	1	0
American Indian/Alaskan Native & White	1	0	1	0
Total	193	79	193	79



{Prompted Grantee} = Orange County

Funds Not Subgranted To CHDOS

Fiscal Year	PJ Name		Fund Type	Balance to Subgrant
2024	ORANGE COUNTY	CR	CHDO RESERVE	\$389,571.32
Total For 2024 Funds (CR+CC+CL)				\$389,571.32
Total For 2024 Funds (CO)				\$0.00

Funds Not Subgranted To CHDOS

Fiscal Year	PJ Name		Fund Type	Balance to Subgrant
2023	ORANGE COUNTY	CR	CHDO RESERVE	\$480,561.60
Total For 2023 Funds (CR+CC+CL)				\$480,561.60
Total For 2023 Funds (CO)				\$0.00

Funds Not Subgranted To CHDOS

Fiscal Year	PJ Name		Fund Type	Balance to Subgrant
2022	ORANGE COUNTY	CR	CHDO RESERVE	\$471,760.80
Total For 2022 Funds (CR+CC+CL)				\$471,760.80
Total For 2022 Funds (CO)				\$0.00

Funds Not Subgranted To CHDOS

Fiscal Year	PJ Name		Fund Type	Balance to Subgrant
2021	ORANGE COUNTY	CR	CHDO RESERVE	\$436,837.35
Total For 2021 Funds (CR+CC+CL)				\$436,837.35
Total For 2021 Funds (CO)				\$0.00



U.S. Department of Housing and Urban Development
 Office of Community Planning and Development
 Integrated Disbursement and Information System
 PR 25 - Status of CHDO Funds by Fiscal Year Report

DATE: 12-03-24
 TIME: 14:18
 PAGE: 2

{Prompted Grantee} = Orange County

Funds Not Subgranted To CHDOS

Fiscal Year	PJ Name	Fund Type	Balance to Subgrant	
2020	ORANGE COUNTY	CO	CHDO OPERATING EXPENSES	\$139,609.60
Total For 2020 Funds (CR+CC+CL)			\$0.00	
Total For 2020 Funds (CO)			\$139,609.60	

Funds Not Subgranted To CHDOS

Fiscal Year	PJ Name	Fund Type	Balance to Subgrant	
2019	ORANGE COUNTY	CO	CHDO OPERATING EXPENSES	\$128,250.35
Total For 2019 Funds (CR+CC+CL)			\$0.00	
Total For 2019 Funds (CO)			\$128,250.35	

Funds Not Subgranted To CHDOS

Fiscal Year	PJ Name	Fund Type	Balance to Subgrant	
2017	ORANGE COUNTY	CR	CHDO RESERVE	\$7,135.30
Total For 2017 Funds (CR+CC+CL)			\$7,135.30	
Total For 2017 Funds (CO)			\$0.00	

Funds Subgranted To CHDOS

Fiscal Year	PJ Name	CHDO Name	Fund Type	Amount Subgranted	Amount Committed	Balance to Commit	% Committed	Amount Disbursed	% Disbursed
2016	ORANGE COUNTY	ORLANDO NEIGHBORHOOD IMPROVEMENT	CR	\$231,399.80	\$231,399.80	\$0.00	100.0%	\$231,399.80	100.0%
Fund Type Total for 2016			CR	\$231,399.80	\$231,399.80	\$0.00	100.0%	\$231,399.80	100.0%
Total For 2016 Funds (CR+CC+CL)				\$231,399.80					
Total For 2016 Funds (CO)				\$0.00					



U.S. Department of Housing and Urban Development
 Office of Community Planning and Development
 Integrated Disbursement and Information System
 PR 25 - Status of CHDO Funds by Fiscal Year Report

DATE: 12-03-24
 TIME: 14:18
 PAGE: 3

{Prompted Grantee} = Orange County

Funds Subgranted To CHDOS

Fiscal Year	PJ Name	CHDO Name	Fund Type	Amount	Amount	Balance	%	Amount	%
				Subgranted	Committed	to Commit	Committed	Disbursed	Disbursed
2015	ORANGE COUNTY	ORLANDO NEIGHBORHOOD IMPROVEMENT	CR	\$268,600.20	\$268,600.20	\$0.00	100.0%	\$268,600.20	100.0%
Fund Type Total for 2015			CR	\$268,600.20	\$268,600.20	\$0.00	100.0%	\$268,600.20	100.0%
Total For 2015 Funds (CR+CC+CL)				\$268,600.20					
Total For 2015 Funds (CO)				\$0.00					

Funds Subgranted To CHDOS

Fiscal Year	PJ Name	CHDO Name	Fund Type	Amount	Amount	Balance	%	Amount	%
				Subgranted	Committed	to Commit	Committed	Disbursed	Disbursed
2010	ORANGE COUNTY	CENTRAL FLORIDA H.A.N.D.S.	CR	\$619,985.41	\$619,985.41	\$0.00	100.0%	\$619,985.41	100.0%
Fund Type Total for 2010			CR	\$619,985.41	\$619,985.41	\$0.00	100.0%	\$619,985.41	100.0%
Total For 2010 Funds (CR+CC+CL)				\$619,985.41					
Total For 2010 Funds (CO)				\$0.00					

Funds Subgranted To CHDOS

Fiscal Year	PJ Name	CHDO Name	Fund Type	Amount	Amount	Balance	%	Amount	%
				Subgranted	Committed	to Commit	Committed	Disbursed	Disbursed
2009	ORANGE COUNTY	CENTRAL FLORIDA H.A.N.D.S.	CR	\$620,000.00	\$620,000.00	\$0.00	100.0%	\$620,000.00	100.0%
Fund Type Total for 2009			CR	\$620,000.00	\$620,000.00	\$0.00	100.0%	\$620,000.00	100.0%
Total For 2009 Funds (CR+CC+CL)				\$620,000.00					
Total For 2009 Funds (CO)				\$0.00					

Funds Subgranted To CHDOS

Fiscal Year	PJ Name	CHDO Name	Fund Type	Amount	Amount	Balance	%	Amount	%
				Subgranted	Committed	to Commit	Committed	Disbursed	Disbursed
2007	ORANGE COUNTY	ORLANDO NEIGHBORHOOD IMPROVEMENT	CR	\$1,000,000.00	\$1,000,000.00	\$0.00	100.0%	\$1,000,000.00	100.0%
Fund Type Total for 2007			CR	\$1,000,000.00	\$1,000,000.00	\$0.00	100.0%	\$1,000,000.00	100.0%
Total For 2007 Funds (CR+CC+CL)				\$1,000,000.00					
Total For 2007 Funds (CO)				\$0.00					



U.S. Department of Housing and Urban Development
 Office of Community Planning and Development
 Integrated Disbursement and Information System
 PR 25 - Status of CHDO Funds by Fiscal Year Report

DATE: 12-03-24
 TIME: 14:18
 PAGE: 4

{Prompted Grantee} = Orange County

Funds Subgranted To CHDOS

Fiscal Year	PJ Name	CHDO Name	Fund Type	Amount	Amount	Balance	%	Amount	%
				Subgranted	Committed	to Commit	Committed	Disbursed	Disbursed
2004	ORANGE COUNTY	ORLANDO NEIGHBORHOOD IMPROVEMENT	CR	\$600,000.00	\$600,000.00	\$0.00	100.0%	\$600,000.00	100.0%
Fund Type Total for 2004			CR	\$600,000.00	\$600,000.00	\$0.00	100.0%	\$600,000.00	100.0%
Total For 2004 Funds (CR+CC+CL)				\$600,000.00					
Total For 2004 Funds (CO)				\$0.00					

Funds Subgranted To CHDOS

Fiscal Year	PJ Name	CHDO Name	Fund Type	Amount	Amount	Balance	%	Amount	%
				Subgranted	Committed	to Commit	Committed	Disbursed	Disbursed
2002	ORANGE COUNTY	ORLANDO NEIGHBORHOOD IMPROVEMENT	CR	\$1,299,210.00	\$1,299,210.00	\$0.00	100.0%	\$1,299,210.00	100.0%
Fund Type Total for 2002			CR	\$1,299,210.00	\$1,299,210.00	\$0.00	100.0%	\$1,299,210.00	100.0%
Total For 2002 Funds (CR+CC+CL)				\$1,299,210.00					
Total For 2002 Funds (CO)				\$0.00					

Funds Subgranted To CHDOS

Fiscal Year	PJ Name	CHDO Name	Fund Type	Amount	Amount	Balance	%	Amount	%
				Subgranted	Committed	to Commit	Committed	Disbursed	Disbursed
2001	ORANGE COUNTY	CENTRAL FLORIDA H.A.N.D.S.	CR	\$1,200,790.00	\$1,200,790.00	\$0.00	100.0%	\$1,200,790.00	100.0%
Fund Type Total for 2001			CR	\$1,200,790.00	\$1,200,790.00	\$0.00	100.0%	\$1,200,790.00	100.0%
Total For 2001 Funds (CR+CC+CL)				\$1,200,790.00					
Total For 2001 Funds (CO)				\$0.00					

Funds Subgranted To CHDOS

Fiscal Year	PJ Name	CHDO Name	Fund Type	Amount	Amount	Balance	%	Amount	%
				Subgranted	Committed	to Commit	Committed	Disbursed	Disbursed
2000	ORANGE COUNTY	ORLANDO NEIGHBORHOOD IMPROVEMENT	CR	\$1,000,000.00	\$1,000,000.00	\$0.00	100.0%	\$1,000,000.00	100.0%
Fund Type Total for 2000			CR	\$1,000,000.00	\$1,000,000.00	\$0.00	100.0%	\$1,000,000.00	100.0%
Total For 2000 Funds (CR+CC+CL)				\$1,000,000.00					
Total For 2000 Funds (CO)				\$0.00					



U.S. Department of Housing and Urban Development
 Office of Community Planning and Development
 Integrated Disbursement and Information System
 PR 25 - Status of CHDO Funds by Fiscal Year Report

DATE: 12-03-24
 TIME: 14:18
 PAGE: 5

{Prompted Grantee} = Orange County

Funds Subgranted To CHDOS

Fiscal Year	PJ Name	CHDO Name	Fund Type	Amount		Balance		Amount	%
				Subgranted	Committed	to	Committed		
1999	ORANGE COUNTY	GRAND AVENUE ECONOMIC COMMUNITY	CR	\$800,000.00	\$800,000.00	\$0.00	100.0%	\$800,000.00	100.0%
		HOMES IN PARTNERSHIP	CR	\$692,000.00	\$692,000.00	\$0.00	100.0%	\$692,000.00	100.0%
Fund Type Total for 1999			CR	\$1,492,000.00	\$1,492,000.00	\$0.00	100.0%	\$1,492,000.00	100.0%
Total For 1999 Funds (CR+CC+CL)				\$1,492,000.00					
Total For 1999 Funds (CO)				\$0.00					

Funds Subgranted To CHDOS

Fiscal Year	PJ Name	CHDO Name	Fund Type	Amount		Balance		Amount	%
				Subgranted	Committed	to	Committed		
1998	ORANGE COUNTY	ORLANDO NEIGHBORHOOD IMPROVEMENT	CR	\$500,000.00	\$500,000.00	\$0.00	100.0%	\$500,000.00	100.0%
Fund Type Total for 1998			CR	\$500,000.00	\$500,000.00	\$0.00	100.0%	\$500,000.00	100.0%
Total For 1998 Funds (CR+CC+CL)				\$500,000.00					
Total For 1998 Funds (CO)				\$0.00					

Funds Subgranted To CHDOS

Fiscal Year	PJ Name	CHDO Name	Fund Type	Amount		Balance		Amount	%
				Subgranted	Committed	to	Committed		
1997	ORANGE COUNTY	ORLANDO NEIGHBORHOOD IMPROVEMENT	CR	\$888,250.00	\$888,250.00	\$0.00	100.0%	\$888,250.00	100.0%
Fund Type Total for 1997			CR	\$888,250.00	\$888,250.00	\$0.00	100.0%	\$888,250.00	100.0%
Total For 1997 Funds (CR+CC+CL)				\$888,250.00					
Total For 1997 Funds (CO)				\$0.00					

Funds Subgranted To CHDOS

Fiscal Year	PJ Name	CHDO Name	Fund Type	Amount		Balance		Amount	%
				Subgranted	Committed	to	Committed		
1996	ORANGE COUNTY	GRAND AVENUE ECONOMIC COMMUNITY	CR	\$260,000.00	\$260,000.00	\$0.00	100.0%	\$260,000.00	100.0%
Fund Type Total for 1996			CR	\$260,000.00	\$260,000.00	\$0.00	100.0%	\$260,000.00	100.0%
Total For 1996 Funds (CR+CC+CL)				\$260,000.00					
Total For 1996 Funds (CO)				\$0.00					



U.S. Department of Housing and Urban Development
 Office of Community Planning and Development
 Integrated Disbursement and Information System
 PR 25 - Status of CHDO Funds by Fiscal Year Report

DATE: 12-03-24
 TIME: 14:18
 PAGE: 6

{Prompted Grantee} = Orange County

Funds Subgranted To CHDOS

Fiscal Year	PJ Name	CHDO Name	Fund Type	Amount		Balance		%	
				Subgranted	Committed	to Commit	Committed	Amount Disbursed	% Disbursed
1995	ORANGE COUNTY	ORLANDO NEIGHBORHOOD IMPROVEMENT	CR	\$601,609.00	\$601,609.00	\$0.00	100.0%	\$601,609.00	100.0%
Fund Type Total for 1995			CR	\$601,609.00	\$601,609.00	\$0.00	100.0%	\$601,609.00	100.0%
Total For 1995 Funds (CR+CC+CL)				\$601,609.00					
Total For 1995 Funds (CO)				\$0.00					

Funds Subgranted To CHDOS

Fiscal Year	PJ Name	CHDO Name	Fund Type	Amount		Balance		%	
				Subgranted	Committed	to Commit	Committed	Amount Disbursed	% Disbursed
1994	ORANGE COUNTY	ORLANDO NEIGHBORHOOD IMPROVEMENT	CR	\$209,850.00	\$209,850.00	\$0.00	100.0%	\$209,850.00	100.0%
Fund Type Total for 1994			CR	\$209,850.00	\$209,850.00	\$0.00	100.0%	\$209,850.00	100.0%
Total For 1994 Funds (CR+CC+CL)				\$209,850.00					
Total For 1994 Funds (CO)				\$0.00					

Funds Subgranted To CHDOS

Fiscal Year	PJ Name	CHDO Name	Fund Type	Amount		Balance		%	
				Subgranted	Committed	to Commit	Committed	Amount Disbursed	% Disbursed
1993	ORANGE COUNTY	CENTRAL FLORIDA H.A.N.D.S.	CR	\$455,775.84	\$455,775.84	\$0.00	100.0%	\$455,775.84	100.0%
Fund Type Total for 1993			CR	\$455,775.84	\$455,775.84	\$0.00	100.0%	\$455,775.84	100.0%
Total For 1993 Funds (CR+CC+CL)				\$455,775.84					
Total For 1993 Funds (CO)				\$0.00					

Funds Subgranted To CHDOS

Fiscal Year	PJ Name	CHDO Name	Fund Type	Amount		Balance		%	
				Subgranted	Committed	to Commit	Committed	Amount Disbursed	% Disbursed
1992	ORANGE COUNTY	CENTRAL FLORIDA H.A.N.D.S.	CR	\$604,250.00	\$604,250.00	\$0.00	100.0%	\$604,250.00	100.0%
Fund Type Total for 1992			CR	\$604,250.00	\$604,250.00	\$0.00	100.0%	\$604,250.00	100.0%
Total For 1992 Funds (CR+CC+CL)				\$604,250.00					
Total For 1992 Funds (CO)				\$0.00					



U.S. Department of Housing and Urban Development
Office of Community Planning and Development
Integrated Disbursement and Information System
PR 25 - Status of CHDO Funds by Fiscal Year Report

DATE: 12-03-24
TIME: 14:18
PAGE: 7

{Prompted Grantee} = Orange County

Total For All Years (Subgranted to CHDOS)	\$11,851,720.25
Total For All Years (Not Subgranted to CHDOS)	\$2,053,726.32
Grand Total	\$13,905,446.57



PART I: SUMMARY OF CDBG RESOURCES

01 UNEXPENDED CDBG FUNDS AT END OF PREVIOUS PROGRAM YEAR	0.00
02 ENTITLEMENT GRANT	7,350,003.00
03 SURPLUS URBAN RENEWAL	0.00
04 SECTION 108 GUARANTEED LOAN FUNDS	0.00
05 CURRENT YEAR PROGRAM INCOME	127,567.24
05a CURRENT YEAR SECTION 108 PROGRAM INCOME (FOR SI TYPE)	0.00
06 FUNDS RETURNED TO THE LINE-OF-CREDIT	0.00
06a FUNDS RETURNED TO THE LOCAL CDBG ACCOUNT	0.00
07 ADJUSTMENT TO COMPUTE TOTAL AVAILABLE	0.00
08 TOTAL AVAILABLE (SUM, LINES 01-07)	7,477,570.24

PART II: SUMMARY OF CDBG EXPENDITURES

09 DISBURSEMENTS OTHER THAN SECTION 108 REPAYMENTS AND PLANNING/ADMINISTRATION	6,597,900.93
10 ADJUSTMENT TO COMPUTE TOTAL AMOUNT SUBJECT TO LOW/MOD BENEFIT	0.00
11 AMOUNT SUBJECT TO LOW/MOD BENEFIT (LINE 09 + LINE 10)	6,597,900.93
12 DISBURSED IN IDIS FOR PLANNING/ADMINISTRATION	1,290,379.23
13 DISBURSED IN IDIS FOR SECTION 108 REPAYMENTS	0.00
14 ADJUSTMENT TO COMPUTE TOTAL EXPENDITURES	0.00
15 TOTAL EXPENDITURES (SUM, LINES 11-14)	7,888,280.16
16 UNEXPENDED BALANCE (LINE 08 - LINE 15)	(410,709.92)

PART III: LOWMOD BENEFIT THIS REPORTING PERIOD

17 EXPENDED FOR LOW/MOD HOUSING IN SPECIAL AREAS	0.00
18 EXPENDED FOR LOW/MOD MULTI-UNIT HOUSING	0.00
19 DISBURSED FOR OTHER LOW/MOD ACTIVITIES	6,148,887.21
20 ADJUSTMENT TO COMPUTE TOTAL LOW/MOD CREDIT	0.00
21 TOTAL LOW/MOD CREDIT (SUM, LINES 17-20)	6,148,887.21
22 PERCENT LOW/MOD CREDIT (LINE 21/LINE 11)	93.19%

LOW/MOD BENEFIT FOR MULTI-YEAR CERTIFICATIONS

23 PROGRAM YEARS(PY) COVERED IN CERTIFICATION	PY: PY: PY:
24 CUMULATIVE NET EXPENDITURES SUBJECT TO LOW/MOD BENEFIT CALCULATION	0.00
25 CUMULATIVE EXPENDITURES BENEFITING LOW/MOD PERSONS	0.00
26 PERCENT BENEFIT TO LOW/MOD PERSONS (LINE 25/LINE 24)	0.00%

PART IV: PUBLIC SERVICE (PS) CAP CALCULATIONS

27 DISBURSED IN IDIS FOR PUBLIC SERVICES	1,032,128.25
28 PS UNLIQUIDATED OBLIGATIONS AT END OF CURRENT PROGRAM YEAR	0.00
29 PS UNLIQUIDATED OBLIGATIONS AT END OF PREVIOUS PROGRAM YEAR	0.00
30 ADJUSTMENT TO COMPUTE TOTAL PS OBLIGATIONS	0.00
31 TOTAL PS OBLIGATIONS (LINE 27 + LINE 28 - LINE 29 + LINE 30)	1,032,128.25
32 ENTITLEMENT GRANT	7,350,003.00
33 PRIOR YEAR PROGRAM INCOME	168,685.78
34 ADJUSTMENT TO COMPUTE TOTAL SUBJECT TO PS CAP	0.00
35 TOTAL SUBJECT TO PS CAP (SUM, LINES 32-34)	7,518,688.78
36 PERCENT FUNDS OBLIGATED FOR PS ACTIVITIES (LINE 31/LINE 35)	13.73%

PART V: PLANNING AND ADMINISTRATION (PA) CAP

37 DISBURSED IN IDIS FOR PLANNING/ADMINISTRATION	1,290,379.23
38 PA UNLIQUIDATED OBLIGATIONS AT END OF CURRENT PROGRAM YEAR	0.00
39 PA UNLIQUIDATED OBLIGATIONS AT END OF PREVIOUS PROGRAM YEAR	0.00
40 ADJUSTMENT TO COMPUTE TOTAL PA OBLIGATIONS	0.00
41 TOTAL PA OBLIGATIONS (LINE 37 + LINE 38 - LINE 39 +LINE 40)	1,290,379.23
42 ENTITLEMENT GRANT	7,350,003.00
43 CURRENT YEAR PROGRAM INCOME	127,567.24
44 ADJUSTMENT TO COMPUTE TOTAL SUBJECT TO PA CAP	0.00
45 TOTAL SUBJECT TO PA CAP (SUM, LINES 42-44)	7,477,570.24
46 PERCENT FUNDS OBLIGATED FOR PA ACTIVITIES (LINE 41/LINE 45)	17.26%



Office of Community Planning and Development
 U.S. Department of Housing and Urban Development
 Integrated Disbursement and Information System
 PR26 - CDBG Financial Summary Report
 Program Year 2023
 Orange County , FL

DATE: 12-03-24
 TIME: 14:09
 PAGE: 2

LINE 17 DETAIL: ACTIVITIES TO CONSIDER IN DETERMINING THE AMOUNT TO ENTER ON LINE 17

No data returned for this view. This might be because the applied filter excludes all data.

LINE 18 DETAIL: ACTIVITIES TO CONSIDER IN DETERMINING THE AMOUNT TO ENTER ON LINE 18

Plan Year	IDIS Project	IDIS	Activity	Activity Name	Matrix Code	National Objective	Drawn Amount
2020	5	4615		2020 CIP Housing Authority of the City of Winter Park (Tuscany at Aloma)	14B	LMH	\$56,870.96
2021	3	5050		2021 CIP Grand Ave-Maxwell Garden-HVAC	14B	LMH	\$100,024.40
2022	3	5103		2022 CIP Catholic Charities of Central FL (Monsignor Bishop IV)	14B	LMH	\$292,118.36
					14B	Matrix Code	\$449,013.72
Total							\$449,013.72

LINE 19 DETAIL: ACTIVITIES INCLUDED IN THE COMPUTATION OF LINE 19

Plan Year	IDIS Project	IDIS Activity	Voucher Number	Activity Name	Matrix Code	National Objective	Drawn Amount
2021	1	5022	6820419	2021 CIP The Salvation Army (Emergency Shelter Roof Project)	03C	LMC	\$133,556.69
2021	1	5022	6857777	2021 CIP The Salvation Army (Emergency Shelter Roof Project)	03C	LMC	\$627.49
2021	1	5022	6886904	2021 CIP The Salvation Army (Emergency Shelter Roof Project)	03C	LMC	\$20,817.40
2021	1	5049	6825133	2021 CIP Pathways Drop-In Grand Avenue Eco Community Dev Corp -Roof	03C	LMC	\$45,211.95
					03C	Matrix Code	\$200,213.53
2020	5	5047	6888998	2020 CIP Christ The King Episcopal Acquisition Modular Unit	03E	LMA	\$7,918.00
2021	1	5052	6846769	2021 CIP Harbor House (Shelter Reconfiguration)	03E	LMC	\$22,027.68
2021	1	5052	6866332	2021 CIP Harbor House (Shelter Reconfiguration)	03E	LMC	\$25,615.30
2021	1	5054	6843633	2021 CIP City of Winter Park (Digital Inclusion Project)	03E	LMA	\$119,400.00
					03E	Matrix Code	\$174,960.98
2021	2	5053	6832199	2021 CIP Homes in Partnership (Holly Creek, Phase IIB)	03K	LMH	\$108,500.00
2021	2	5053	6833348	2021 CIP Homes in Partnership (Holly Creek, Phase IIB)	03K	LMH	\$46,500.00
2021	2	5053	6897680	2021 CIP Homes in Partnership (Holly Creek, Phase IIB)	03K	LMH	\$396,070.20
2021	2	5053	6901173	2021 CIP Homes in Partnership (Holly Creek, Phase IIB)	03K	LMH	\$149,197.35
					03K	Matrix Code	\$700,267.55
2021	1	5051	6870208	2021 CIP City of Apopka (Sidewalk Phase I)	03L	LMA	\$249,950.00
					03L	Matrix Code	\$249,950.00
2023	1	5116	6914742	2023-24 CIP Grace Medical Home	03P	LMC	\$24,245.10
2023	1	5116	6914784	2023-24 CIP Grace Medical Home	03P	LMC	\$19,737.00
2023	1	5116	6915710	2023-24 CIP Grace Medical Home	03P	LMC	\$40,469.40
2023	1	5116	6946925	2023-24 CIP Grace Medical Home	03P	LMC	\$38,596.50
					03P	Matrix Code	\$123,048.00
2022	6	4991	6849788	2022 PS Seniors First	05A	LMC	\$11,023.60
2022	6	4991	6849798	2022 PS Seniors First	05A	LMC	\$17,856.66
2022	6	4991	6880160	2022 PS Seniors First	05A	LMC	\$16,999.65
2023	4	5089	6880407	2023-24 PS Senior First	05A	LMC	\$6,578.36
2023	4	5089	6880408	2023-24 PS Senior First	05A	LMC	\$8,392.27
2023	4	5089	6880409	2023-24 PS Senior First	05A	LMC	\$10,789.26
2023	4	5089	6903699	2023-24 PS Senior First	05A	LMC	\$7,813.97
2023	4	5089	6909780	2023-24 PS Senior First	05A	LMC	\$12,568.42
2023	4	5089	6911406	2023-24 PS Senior First	05A	LMC	\$12,342.68
2023	4	5089	6918979	2023-24 PS Senior First	05A	LMC	\$17,199.50
2023	4	5089	6925316	2023-24 PS Senior First	05A	LMC	\$210.41
2023	4	5089	6931744	2023-24 PS Senior First	05A	LMC	\$6,450.91
2023	4	5089	6938839	2023-24 PS Senior First	05A	LMC	\$16,467.58
					05A	Matrix Code	\$144,693.27
2022	6	4988	6848516	2022 PS Life Concepts - QUEST	05B	LMC	\$4,449.32
2022	6	4988	6880225	2022 PS Life Concepts - QUEST	05B	LMC	\$2,251.15
2022	6	4988	6880269	2022 PS Life Concepts - QUEST	05B	LMC	\$6,673.97
2022	6	4989	6851389	2022 PS Lighthouse Central Florida	05B	LMC	\$3,004.52
2022	6	4989	6853935	2022 PS Lighthouse Central Florida	05B	LMC	\$4,487.56
2023	4	5086	6893081	2023-24 PS Lighthouse Central Florida	05B	LMC	\$1,223.06
2023	4	5086	6893090	2023-24 PS Lighthouse Central Florida	05B	LMC	\$3,650.87
2023	4	5086	6893093	2023-24 PS Lighthouse Central Florida	05B	LMC	\$6,001.48
2023	4	5086	6893094	2023-24 PS Lighthouse Central Florida	05B	LMC	\$3,271.87
2023	4	5086	6909392	2023-24 PS Lighthouse Central Florida	05B	LMC	\$1,900.62
2023	4	5086	6913209	2023-24 PS Lighthouse Central Florida	05B	LMC	\$6,355.31
2023	4	5086	6917788	2023-24 PS Lighthouse Central Florida	05B	LMC	\$7,106.49



Office of Community Planning and Development
 U.S. Department of Housing and Urban Development
 Integrated Disbursement and Information System
 PR26 - CDBG Financial Summary Report
 Program Year 2023
 Orange County , FL

DATE: 12-03-24
 TIME: 14:09
 PAGE: 3

Plan Year	IDIS Project	IDIS Activity	Voucher Number	Activity Name	Matrix Code	National Objective	Drawn Amount
2023	4	5086	6935956	2023-24 PS Lighthouse Central Florida	05B	LMC	\$11,216.09
2023	4	5086	6938842	2023-24 PS Lighthouse Central Florida	05B	LMC	\$6,374.86
2023	4	5087	6882470	2023-24 PS Primrose Center	05B	LMC	\$1,492.81
2023	4	5087	6882471	2023-24 PS Primrose Center	05B	LMC	\$3,416.54
2023	4	5087	6882475	2023-24 PS Primrose Center	05B	LMC	\$8,924.35
2023	4	5087	6882476	2023-24 PS Primrose Center	05B	LMC	\$5,965.06
2023	4	5087	6909788	2023-24 PS Primrose Center	05B	LMC	\$5,965.06
2023	4	5087	6909790	2023-24 PS Primrose Center	05B	LMC	\$5,965.07
2023	4	5087	6917782	2023-24 PS Primrose Center	05B	LMC	\$5,965.08
2023	4	5087	6935696	2023-24 PS Primrose Center	05B	LMC	\$8,950.69
2023	4	5087	6935698	2023-24 PS Primrose Center	05B	LMC	\$5,965.05
2023	4	5087	6949258	2023-24 PS Primrose Center	05B	LMC	\$2,390.29
					05B	Matrix Code	\$122,967.17
2022	6	4984	6840905	2022 PS IDignity	05C	LMC	\$1,965.46
2023	4	5083	6882918	2023-24 PS IDignity	05C	LMC	\$2,192.29
2023	4	5083	6882925	2023-24 PS IDignity	05C	LMC	\$4,071.40
2023	4	5083	6882934	2023-24 PS IDignity	05C	LMC	\$3,881.08
2023	4	5083	6903200	2023-24 PS IDignity	05C	LMC	\$2,711.24
2023	4	5083	6903215	2023-24 PS IDignity	05C	LMC	\$4,165.34
2023	4	5083	6914939	2023-24 PS IDignity	05C	LMC	\$6,357.63
2023	4	5083	6917773	2023-24 PS IDignity	05C	LMC	\$2,411.52
2023	4	5083	6935631	2023-24 PS IDignity	05C	LMC	\$4,165.35
2023	4	5083	6935641	2023-24 PS IDignity	05C	LMC	\$4,165.35
2023	4	5083	6949267	2023-24 PS IDignity	05C	LMC	\$3,507.66
					05C	Matrix Code	\$39,594.32
2023	4	5084	6883365	2023-24 PS IMPOWER	05D	LMC	\$1,458.03
2023	4	5084	6883375	2023-24 PS IMPOWER	05D	LMC	\$2,314.67
2023	4	5084	6883382	2023-24 PS IMPOWER	05D	LMC	\$4,136.00
2023	4	5084	6903223	2023-24 PS IMPOWER	05D	LMC	\$3,699.34
2023	4	5084	6903226	2023-24 PS IMPOWER	05D	LMC	\$4,385.53
2023	4	5084	6911398	2023-24 PS IMPOWER	05D	LMC	\$7,192.67
2023	4	5084	6911403	2023-24 PS IMPOWER	05D	LMC	\$4,143.01
2023	4	5084	6935682	2023-24 PS IMPOWER	05D	LMC	\$4,091.18
2023	4	5084	6935686	2023-24 PS IMPOWER	05D	LMC	\$4,939.00
					05D	Matrix Code	\$36,359.43
2023	4	5076	6886819	2023-24 PS ASPIRE	05F	LMC	\$6,966.01
2023	4	5076	6886823	2023-24 PS ASPIRE	05F	LMC	\$7,190.72
2023	4	5076	6886825	2023-24 PS ASPIRE	05F	LMC	\$11,460.21
2023	4	5076	6908506	2023-24 PS ASPIRE	05F	LMC	\$6,966.01
2023	4	5076	6908541	2023-24 PS ASPIRE	05F	LMC	\$6,516.59
2023	4	5076	6913918	2023-24 PS ASPIRE	05F	LMC	\$6,966.01
2023	4	5076	6915059	2023-24 PS ASPIRE	05F	LMC	\$6,741.30
2023	4	5076	6917787	2023-24 PS ASPIRE	05F	LMC	\$6,966.01
					05F	Matrix Code	\$59,772.86
2022	6	4982	6849806	2022 PS Harbor House of Central Florida	05G	LMC	\$1,628.53
2023	4	5081	6865980	2023-24 PS Harbor House	05G	LMC	\$1,483.47
2023	4	5081	6865982	2023-24 PS Harbor House	05G	LMC	\$3,418.05
2023	4	5081	6865986	2023-24 PS Harbor House	05G	LMC	\$4,870.28
2023	4	5081	6883762	2023-24 PS Harbor House	05G	LMC	\$7,775.42
2023	4	5081	6883764	2023-24 PS Harbor House	05G	LMC	\$3,499.76
2023	4	5081	6911395	2023-24 PS Harbor House	05G	LMC	\$3,430.28
2023	4	5081	6911396	2023-24 PS Harbor House	05G	LMC	\$3,371.00
2023	4	5081	6918978	2023-24 PS Harbor House	05G	LMC	\$4,661.56
2023	4	5081	6935701	2023-24 PS Harbor House	05G	LMC	\$3,107.42
					05G	Matrix Code	\$37,245.77
2022	6	4978	6840850	2022 PS Embrace Families Solutions	05H	LMC	\$2,916.65
2022	6	4979	6851394	2022 PS First Step Staffing	05H	LMC	\$4,017.01
2022	6	4979	6851847	2022 PS First Step Staffing	05H	LMC	\$2,902.93
2022	6	4979	6851850	2022 PS First Step Staffing	05H	LMC	\$2,902.93
2023	4	5091	6913174	2023-24 PS United Against Poverty	05H	LMC	\$3,861.56
2023	4	5091	6913180	2023-24 PS United Against Poverty	05H	LMC	\$7,723.12
2023	4	5091	6913185	2023-24 PS United Against Poverty	05H	LMC	\$11,584.67
2023	4	5091	6913187	2023-24 PS United Against Poverty	05H	LMC	\$7,975.92
2023	4	5091	6913189	2023-24 PS United Against Poverty	05H	LMC	\$8,045.69
2023	4	5091	6913192	2023-24 PS United Against Poverty	05H	LMC	\$2,809.03
					05H	Matrix Code	\$54,739.51
2022	6	4975	6898870	2022 PS Boys and Girls Clubs of Central Florida	05L	LMC	\$505.16
2022	6	4977	6846830	2022 PS Community Coordinated Care for Children	05L	LMC	\$12,499.99
2022	6	4977	6874880	2022 PS Community Coordinated Care for Children	05L	LMC	\$12,500.05
2023	4	5077	6875357	2023-24 PS Boys and Girls Club of Central Florida	05L	LMC	\$2,492.97



Office of Community Planning and Development
 U.S. Department of Housing and Urban Development
 Integrated Disbursement and Information System
 PR26 - CDBG Financial Summary Report
 Program Year 2023
 Orange County , FL

DATE: 12-03-24
 TIME: 14:09
 PAGE: 4

Plan Year	IDIS Project	IDIS Activity	Voucher Number	Activity Name	Matrix Code	National Objective	Drawn Amount
2023	4	5077	6875360	2023-24 PS Boys and Girls Club of Central Florida	05L	LMC	\$3,505.83
2023	4	5077	6875364	2023-24 PS Boys and Girls Club of Central Florida	05L	LMC	\$3,451.03
2023	4	5077	6898868	2023-24 PS Boys and Girls Club of Central Florida	05L	LMC	\$4,008.37
2023	4	5077	6898869	2023-24 PS Boys and Girls Club of Central Florida	05L	LMC	\$3,398.38
2023	4	5077	6917790	2023-24 PS Boys and Girls Club of Central Florida	05L	LMC	\$3,626.64
2023	4	5077	6918568	2023-24 PS Boys and Girls Club of Central Florida	05L	LMC	\$5,390.81
2023	4	5077	6934840	2023-24 PS Boys and Girls Club of Central Florida	05L	LMC	\$200.89
2023	4	5077	6934847	2023-24 PS Boys and Girls Club of Central Florida	05L	LMC	\$401.76
2023	4	5077	6934849	2023-24 PS Boys and Girls Club of Central Florida	05L	LMC	\$3,417.65
2023	4	5077	6934852	2023-24 PS Boys and Girls Club of Central Florida	05L	LMC	\$3,728.77
2023	4	5077	6949271	2023-24 PS Boys and Girls Club of Central Florida	05L	LMC	\$3,777.15
2023	4	5078	6874884	2023-24 PS Community Coordinated Care for Children (4C's)	05L	LMC	\$15,833.31
2023	4	5078	6874888	2023-24 PS Community Coordinated Care for Children (4C's)	05L	LMC	\$15,833.33
2023	4	5078	6874891	2023-24 PS Community Coordinated Care for Children (4C's)	05L	LMC	\$15,833.33
2023	4	5078	6901752	2023-24 PS Community Coordinated Care for Children (4C's)	05L	LMC	\$15,833.28
2023	4	5078	6909373	2023-24 PS Community Coordinated Care for Children (4C's)	05L	LMC	\$15,833.34
2023	4	5078	6909376	2023-24 PS Community Coordinated Care for Children (4C's)	05L	LMC	\$15,833.33
2023	4	5078	6916828	2023-24 PS Community Coordinated Care for Children (4C's)	05L	LMC	\$15,833.36
2023	4	5078	6935068	2023-24 PS Community Coordinated Care for Children (4C's)	05L	LMC	\$15,833.35
2023	4	5078	6938905	2023-24 PS Community Coordinated Care for Children (4C's)	05L	LMC	\$15,833.37
2023	4	5078	6949279	2023-24 PS Community Coordinated Care for Children (4C's)	05L	LMC	\$15,833.33
					05L	Matrix Code	\$221,238.78
2023	4	5082	6882163	2023-24 PS Health Care Center for the Homeless	05M	LMA	\$1,836.62
2023	4	5082	6882169	2023-24 PS Health Care Center for the Homeless	05M	LMA	\$1,502.00
2023	4	5082	6882172	2023-24 PS Health Care Center for the Homeless	05M	LMA	\$2,055.47
2023	4	5082	6882173	2023-24 PS Health Care Center for the Homeless	05M	LMA	\$1,589.47
2023	4	5082	6909387	2023-24 PS Health Care Center for the Homeless	05M	LMA	\$1,588.98
2023	4	5082	6909389	2023-24 PS Health Care Center for the Homeless	05M	LMA	\$2,711.95
2023	4	5082	6916513	2023-24 PS Health Care Center for the Homeless	05M	LMA	\$1,568.46
2023	4	5082	6935154	2023-24 PS Health Care Center for the Homeless	05M	LMA	\$1,641.12
2023	4	5082	6935155	2023-24 PS Health Care Center for the Homeless	05M	LMA	\$1,650.78
2023	4	5082	6959592	2023-24 PS Health Care Center for the Homeless	05M	LMA	\$2,552.92
2023	4	5090	6876619	2023-24 PS Shepherd's Hope	05M	LMC	\$4,775.52
2023	4	5090	6876628	2023-24 PS Shepherd's Hope	05M	LMC	\$6,721.09
2023	4	5090	6883558	2023-24 PS Shepherd's Hope	05M	LMC	\$6,891.90
2023	4	5090	6903832	2023-24 PS Shepherd's Hope	05M	LMC	\$6,725.66
2023	4	5090	6903851	2023-24 PS Shepherd's Hope	05M	LMC	\$6,126.23
2023	4	5090	6914950	2023-24 PS Shepherd's Hope	05M	LMC	\$6,010.36
2023	4	5090	6917784	2023-24 PS Shepherd's Hope	05M	LMC	\$6,010.36
2023	4	5090	6935703	2023-24 PS Shepherd's Hope	05M	LMC	\$6,738.88
					05M	Matrix Code	\$68,697.77
2022	6	4981	6875267	2022 PS Grand Avenue - Pathways Drop-In Center	05O	LMA	\$5,122.58
2022	6	4981	6875268	2022 PS Grand Avenue - Pathways Drop-In Center	05O	LMA	\$1,378.62
2022	6	4987	6847044	2022 PS JUMP Ministries	05O	LMC	\$3,093.12
2022	6	4987	6847052	2022 PS JUMP Ministries	05O	LMC	\$5,649.06
2022	6	4987	6847060	2022 PS JUMP Ministries	05O	LMC	\$3,800.01
2022	6	4987	6875256	2022 PS JUMP Ministries	05O	LMC	\$4,575.18
2023	4	5080	6896373	2023-24 PS Grand Avenue Econ (Pathways Drop-In Center)	05O	LMA	\$2,644.69
2023	4	5080	6896396	2023-24 PS Grand Avenue Econ (Pathways Drop-In Center)	05O	LMA	\$3,441.06
2023	4	5080	6896408	2023-24 PS Grand Avenue Econ (Pathways Drop-In Center)	05O	LMA	\$2,818.28
2023	4	5080	6896415	2023-24 PS Grand Avenue Econ (Pathways Drop-In Center)	05O	LMA	\$595.84
2023	4	5080	6896423	2023-24 PS Grand Avenue Econ (Pathways Drop-In Center)	05O	LMA	\$3,436.19
2023	4	5080	6914935	2023-24 PS Grand Avenue Econ (Pathways Drop-In Center)	05O	LMA	\$5,257.56
2023	4	5080	6917765	2023-24 PS Grand Avenue Econ (Pathways Drop-In Center)	05O	LMA	\$3,617.04
2023	4	5080	6917772	2023-24 PS Grand Avenue Econ (Pathways Drop-In Center)	05O	LMA	\$3,617.04
2023	4	5080	6936179	2023-24 PS Grand Avenue Econ (Pathways Drop-In Center)	05O	LMA	\$3,617.04
2023	4	5088	6896331	2023-24 PS SALT Outreach	05O	LMA	\$5,568.57
2023	4	5088	6896339	2023-24 PS SALT Outreach	05O	LMA	\$5,568.57
2023	4	5088	6896348	2023-24 PS SALT Outreach	05O	LMA	\$4,968.78
2023	4	5088	6909379	2023-24 PS SALT Outreach	05O	LMA	\$4,837.63
2023	4	5088	6909381	2023-24 PS SALT Outreach	05O	LMA	\$3,036.38
2023	4	5088	6909383	2023-24 PS SALT Outreach	05O	LMA	\$3,565.37
2023	4	5088	6913200	2023-24 PS SALT Outreach	05O	LMA	\$2,921.42
2023	4	5088	6918953	2023-24 PS SALT Outreach	05O	LMA	\$2,828.41
2023	4	5088	6936173	2023-24 PS SALT Outreach	05O	LMA	\$4,713.48
					05O	Matrix Code	\$90,671.92
2022	6	4986	6847033	2022 PS Jewish Family Services of Greater Orlando	05Q	LMC	\$4,022.06
2023	4	5085	6882336	2023-24 PS Jewish Family Services of Greater Orlando	05Q	LMC	\$3,702.17
2023	4	5085	6882337	2023-24 PS Jewish Family Services of Greater Orlando	05Q	LMC	\$5,484.37
2023	4	5085	6882338	2023-24 PS Jewish Family Services of Greater Orlando	05Q	LMC	\$4,406.99



Office of Community Planning and Development
 U.S. Department of Housing and Urban Development
 Integrated Disbursement and Information System
 PR26 - CDBG Financial Summary Report
 Program Year 2023
 Orange County , FL

DATE: 12-03-24
 TIME: 14:09
 PAGE: 5

Plan Year	IDIS Project	IDIS Activity	Voucher Number	Activity Name	Matrix Code	National Objective	Drawn Amount
2023	4	5085	6903232	2023-24 PS Jewish Family Services of Greater Orlando	05Q	LMC	\$5,680.73
2023	4	5085	6903242	2023-24 PS Jewish Family Services of Greater Orlando	05Q	LMC	\$4,723.46
2023	4	5085	6914942	2023-24 PS Jewish Family Services of Greater Orlando	05Q	LMC	\$4,606.24
2023	4	5085	6914947	2023-24 PS Jewish Family Services of Greater Orlando	05Q	LMC	\$4,608.12
2023	4	5085	6935500	2023-24 PS Jewish Family Services of Greater Orlando	05Q	LMC	\$5,787.41
2023	4	5085	6935503	2023-24 PS Jewish Family Services of Greater Orlando	05Q	LMC	\$5,889.53
2023	4	5085	6949311	2023-24 PS Jewish Family Services of Greater Orlando	05Q	LMC	\$5,779.98
					05Q	Matrix Code	\$54,691.06
2022	6	4980	6846160	2022 PS Grand Avenue Economic Dev	05X	LMC	\$4,073.90
2022	6	4980	6877381	2022 PS Grand Avenue Economic Dev	05X	LMC	\$7,533.87
2022	6	4980	6900158	2022 PS Grand Avenue Economic Dev	05X	LMC	\$779.63
2023	4	5075	6897086	2023-24 PS Ability Housing	05X	LMC	\$852.85
2023	4	5075	6897093	2023-24 PS Ability Housing	05X	LMC	\$2,558.69
2023	4	5075	6897301	2023-24 PS Ability Housing	05X	LMC	\$10,927.26
2023	4	5075	6897319	2023-24 PS Ability Housing	05X	LMC	\$11,108.27
2023	4	5075	6908583	2023-24 PS Ability Housing	05X	LMC	\$10,898.74
2023	4	5075	6908586	2023-24 PS Ability Housing	05X	LMC	\$7,148.26
2023	4	5075	6916514	2023-24 PS Ability Housing	05X	LMC	\$1,505.92
2023	4	5079	6894239	2023-24 PS Grand Avenue Economic Comm Dev	05X	LMC	\$3,263.70
2023	4	5079	6894243	2023-24 PS Grand Avenue Economic Comm Dev	05X	LMC	\$3,879.68
2023	4	5079	6894247	2023-24 PS Grand Avenue Economic Comm Dev	05X	LMC	\$4,357.59
2023	4	5079	6894259	2023-24 PS Grand Avenue Economic Comm Dev	05X	LMC	\$3,768.68
2023	4	5079	6913719	2023-24 PS Grand Avenue Economic Comm Dev	05X	LMC	\$3,930.32
2023	4	5079	6913723	2023-24 PS Grand Avenue Economic Comm Dev	05X	LMC	\$6,101.19
2023	4	5079	6917539	2023-24 PS Grand Avenue Economic Comm Dev	05X	LMC	\$4,371.77
2023	4	5079	6917540	2023-24 PS Grand Avenue Economic Comm Dev	05X	LMC	\$4,795.59
2023	4	5079	6940222	2023-24 PS Grand Avenue Economic Comm Dev	05X	LMC	\$4,781.81
2023	4	5079	6959610	2023-24 PS Grand Avenue Economic Comm Dev	05X	LMC	\$4,818.67
					05X	Matrix Code	\$101,456.39
2021	4	5020	6823611	2021 CIP Habitat for Humanity Greater Orlando and Osceola County - ROOF	14A	LMH	\$40,053.20
2021	4	5020	6825174	2021 CIP Habitat for Humanity Greater Orlando and Osceola County - ROOF	14A	LMH	\$33,429.00
2021	4	5020	6827590	2021 CIP Habitat for Humanity Greater Orlando and Osceola County - ROOF	14A	LMH	\$10,670.00
2021	4	5020	6829391	2021 CIP Habitat for Humanity Greater Orlando and Osceola County - ROOF	14A	LMH	\$20,878.00
2021	4	5020	6836614	2021 CIP Habitat for Humanity Greater Orlando and Osceola County - ROOF	14A	LMH	\$14,746.60
2021	4	5020	6840040	2021 CIP Habitat for Humanity Greater Orlando and Osceola County - ROOF	14A	LMH	\$19,844.00
2021	4	5020	6842095	2021 CIP Habitat for Humanity Greater Orlando and Osceola County - ROOF	14A	LMH	\$26,430.25
2021	4	5020	6847949	2021 CIP Habitat for Humanity Greater Orlando and Osceola County - ROOF	14A	LMH	\$12,842.50
2021	4	5020	6848122	2021 CIP Habitat for Humanity Greater Orlando and Osceola County - ROOF	14A	LMH	\$9,548.00
2021	4	5020	6862695	2021 CIP Habitat for Humanity Greater Orlando and Osceola County - ROOF	14A	LMH	\$28,897.39
2021	4	5020	6886692	2021 CIP Habitat for Humanity Greater Orlando and Osceola County - ROOF	14A	LMH	\$8,159.22
2022	4	4973	6827116	2023 Isaiah Grant	14A	LMH	\$63,940.50
2022	4	5003	6873889	2023 Pauline Worthington	14A	LMH	\$67,630.00
2022	4	5004	6862813	2023 Robert Griffin	14A	LMH	\$72,596.00
2022	4	5004	6905675	2023 Robert Griffin	14A	LMH	\$79,271.00
2022	4	5036	6862319	2023 Carolyn Cooper	14A	LMH	\$39,962.00
2022	4	5073	6853295	2022 CIP Habitat for Humanity Greater Orlando and Osceola County- ROOF Replacement	14A	LMH	\$6,921.87
2022	4	5073	6870984	2022 CIP Habitat for Humanity Greater Orlando and Osceola County- ROOF Replacement	14A	LMH	\$38,368.28
2022	4	5073	6888465	2022 CIP Habitat for Humanity Greater Orlando and Osceola County- ROOF Replacement	14A	LMH	\$29,356.25
2022	4	5073	6898628	2022 CIP Habitat for Humanity Greater Orlando and Osceola County- ROOF Replacement	14A	LMH	\$20,801.86
2022	4	5073	6898668	2022 CIP Habitat for Humanity Greater Orlando and Osceola County- ROOF Replacement	14A	LMH	\$71,711.75
2022	4	5073	6906779	2022 CIP Habitat for Humanity Greater Orlando and Osceola County- ROOF Replacement	14A	LMH	\$53,171.58
2022	4	5073	6923535	2022 CIP Habitat for Humanity Greater Orlando and Osceola County- ROOF Replacement	14A	LMH	\$16,426.30
2022	4	5073	6924697	2022 CIP Habitat for Humanity Greater Orlando and Osceola County- ROOF Replacement	14A	LMH	\$29,016.02
2022	4	5073	6934626	2022 CIP Habitat for Humanity Greater Orlando and Osceola County- ROOF Replacement	14A	LMH	\$78,620.66
2022	4	5073	6940237	2022 CIP Habitat for Humanity Greater Orlando and Osceola County- ROOF Replacement	14A	LMH	\$44,760.10
2023	2	5057	6871705	2023 Shannon Allen	14A	LMH	\$76,495.50
2023	2	5057	6874872	2023 Shannon Allen	14A	LMH	\$76,495.50
2023	2	5058	6853951	2023 Dorothy Touzalin	14A	LMH	\$1,800.00
2023	2	5058	6875682	2023 Dorothy Touzalin	14A	LMH	\$84,422.50
2023	2	5058	6895790	2023 Dorothy Touzalin	14A	LMH	\$3,500.00
2023	2	5058	6907133	2023 Dorothy Touzalin	14A	LMH	\$97,922.50
2023	2	5058	6938190	2023 Dorothy Touzalin	14A	LMH	\$20,200.00
2023	2	5059	6843903	2023 Deborah Hamilton	14A	LMH	\$70,070.50
2023	2	5059	6857474	2023 Deborah Hamilton	14A	LMH	\$70,070.50
2023	2	5060	6851697	2023 Myrtle Connor	14A	LMH	\$3,500.00
2023	2	5060	6868145	2023 Myrtle Connor	14A	LMH	\$11,700.00
2023	2	5060	6875652	2023 Myrtle Connor	14A	LMH	\$90,000.00
2023	2	5060	6896907	2023 Myrtle Connor	14A	LMH	\$90,000.00
2023	2	5062	6827090	2023 Aida Rodriguez	14A	LMH	\$1,300.00
2023	2	5062	6852026	2023 Aida Rodriguez	14A	LMH	\$3,500.00
2023	2	5062	6865297	2023 Aida Rodriguez	14A	LMH	\$17,100.00



Office of Community Planning and Development
 U.S. Department of Housing and Urban Development
 Integrated Disbursement and Information System
 PR26 - CDBG Financial Summary Report
 Program Year 2023
 Orange County , FL

DATE: 12-03-24
 TIME: 14:09
 PAGE: 6

Plan Year	IDIS Project	IDIS Activity	Voucher Number	Activity Name	Matrix Code	National Objective	Drawn Amount
2023	2	5062	6892342	2023 Aida Rodriguez	14A	LMH	\$97,500.00
2023	2	5062	6901637	2023 Aida Rodriguez	14A	LMH	\$97,500.00
2023	2	5069	6851650	2023 Erroll Scott	14A	LMH	\$1,300.00
2023	2	5069	6877258	2023 Erroll Scott	14A	LMH	\$3,500.00
2023	2	5069	6887985	2023 Erroll Scott	14A	LMH	\$63,000.00
2023	2	5069	6911912	2023 Erroll Scott	14A	LMH	\$65,950.00
2023	2	5071	6851713	2023 Josiante Fleuimat	14A	LMH	\$3,500.00
2023	2	5071	6869910	2023 Josiante Fleuimat	14A	LMH	\$90,000.00
2023	2	5071	6901997	2023 Josiante Fleuimat	14A	LMH	\$99,799.00
2023	2	5098	6877241	2024 Jacquelyn Martin	14A	LMH	\$3,500.00
2023	2	5098	6904903	2024 Jacquelyn Martin	14A	LMH	\$89,500.00
2023	2	5098	6915930	2024 Jacquelyn Martin	14A	LMH	\$103,500.00
2023	2	5099	6877245	2024 Carolyn Foster	14A	LMH	\$3,500.00
2023	2	5099	6942824	2024 Carolyn Foster	14A	LMH	\$91,624.03
2023	2	5100	6877249	2024 Cecile Robinson	14A	LMH	\$3,500.00
2023	2	5100	6912846	2024 Cecile Robinson	14A	LMH	\$87,984.00
2023	2	5100	6938210	2024 Cecile Robinson	14A	LMH	\$91,901.00
2023	2	5104	6896840	2024 Migdalia Correa	14A	LMH	\$3,500.00
2023	2	5104	6947802	2024 Migdalia Correa	14A	LMH	\$56,299.00
2023	2	5105	6896886	2024 Elaine Slade	14A	LMH	\$3,500.00
2023	2	5105	6912391	2024 Elaine Slade	14A	LMH	\$75,000.00
2023	2	5105	6947885	2024 Elaine Slade	14A	LMH	\$91,575.00
2023	2	5106	6897262	2024 Laura A. Russ	14A	LMH	\$3,500.00
2023	2	5107	6896686	2024 Viviene Turner Gruber	14A	LMH	\$3,500.00
2023	2	5107	6938254	2024 Viviene Turner Gruber	14A	LMH	\$89,825.00
2023	2	5108	6900594	2024 Cynthia Cooper	14A	LMH	\$625.00
2023	2	5108	6948962	2024 Cynthia Cooper	14A	LMH	\$61,000.00
2023	2	5109	6896679	2024 Robin Pollock and Allison Bernice Ashley	14A	LMH	\$3,500.00
2023	2	5109	6900574	2024 Robin Pollock and Allison Bernice Ashley	14A	LMH	\$625.00
2023	2	5110	6896827	2024 Delores Brown	14A	LMH	\$3,500.00
2023	2	5110	6932071	2024 Delores Brown	14A	LMH	\$69,500.00
2023	2	5113	6914780	2024 Audrie Barclay	14A	LMH	\$605.00
2023	2	5113	6934140	2024 Audrie Barclay	14A	LMH	\$52,499.00
2023	2	5114	6939542	2024 Francisco and Nancy Jimenez	14A	LMH	\$21,516.00
					14A	Matrix Code	\$3,193,256.36
2022	5	4961	6798489	2022 Housing Rehabilitation Administration	14H	LMH	\$12,629.60
2022	5	4961	6830069	2022 Housing Rehabilitation Administration	14H	LMH	\$281.89
2022	5	4961	6923676	2022 Housing Rehabilitation Administration	14H	LMH	\$281.89
2022	5	4961	6923714	2022 Housing Rehabilitation Administration	14H	LMH	\$321.92
2023	3	5065	6831913	2023-24 CDBG Housing Rehabilitation Administration	14H	LMH	\$13,339.38
2023	3	5065	6838818	2023-24 CDBG Housing Rehabilitation Administration	14H	LMH	\$281.96
2023	3	5065	6840981	2023-24 CDBG Housing Rehabilitation Administration	14H	LMH	\$662.27
2023	3	5065	6842258	2023-24 CDBG Housing Rehabilitation Administration	14H	LMH	\$20,100.00
2023	3	5065	6842500	2023-24 CDBG Housing Rehabilitation Administration	14H	LMH	\$77.05
2023	3	5065	6844025	2023-24 CDBG Housing Rehabilitation Administration	14H	LMH	\$16,212.63
2023	3	5065	6846356	2023-24 CDBG Housing Rehabilitation Administration	14H	LMH	\$80.59
2023	3	5065	6846489	2023-24 CDBG Housing Rehabilitation Administration	14H	LMH	\$18,072.28
2023	3	5065	6847729	2023-24 CDBG Housing Rehabilitation Administration	14H	LMH	\$988.32
2023	3	5065	6849207	2023-24 CDBG Housing Rehabilitation Administration	14H	LMH	\$5,502.00
2023	3	5065	6849676	2023-24 CDBG Housing Rehabilitation Administration	14H	LMH	\$17,592.62
2023	3	5065	6852220	2023-24 CDBG Housing Rehabilitation Administration	14H	LMH	\$15,924.22
2023	3	5065	6852720	2023-24 CDBG Housing Rehabilitation Administration	14H	LMH	\$87.86
2023	3	5065	6854304	2023-24 CDBG Housing Rehabilitation Administration	14H	LMH	\$249.65
2023	3	5065	6854818	2023-24 CDBG Housing Rehabilitation Administration	14H	LMH	\$241.68
2023	3	5065	6858256	2023-24 CDBG Housing Rehabilitation Administration	14H	LMH	\$459.00
2023	3	5065	6859296	2023-24 CDBG Housing Rehabilitation Administration	14H	LMH	\$13.00
2023	3	5065	6859960	2023-24 CDBG Housing Rehabilitation Administration	14H	LMH	\$1,200.00
2023	3	5065	6860757	2023-24 CDBG Housing Rehabilitation Administration	14H	LMH	\$15,944.93
2023	3	5065	6863116	2023-24 CDBG Housing Rehabilitation Administration	14H	LMH	\$10.78
2023	3	5065	6864110	2023-24 CDBG Housing Rehabilitation Administration	14H	LMH	\$16,400.45
2023	3	5065	6864338	2023-24 CDBG Housing Rehabilitation Administration	14H	LMH	\$241.68
2023	3	5065	6864479	2023-24 CDBG Housing Rehabilitation Administration	14H	LMH	\$20.00
2023	3	5065	6865847	2023-24 CDBG Housing Rehabilitation Administration	14H	LMH	\$14,662.29
2023	3	5065	6866843	2023-24 CDBG Housing Rehabilitation Administration	14H	LMH	\$542.98
2023	3	5065	6866926	2023-24 CDBG Housing Rehabilitation Administration	14H	LMH	\$532.10
2023	3	5065	6868864	2023-24 CDBG Housing Rehabilitation Administration	14H	LMH	\$242.73
2023	3	5065	6871304	2023-24 CDBG Housing Rehabilitation Administration	14H	LMH	\$15,989.77
2023	3	5065	6872867	2023-24 CDBG Housing Rehabilitation Administration	14H	LMH	\$50.66
2023	3	5065	6873073	2023-24 CDBG Housing Rehabilitation Administration	14H	LMH	\$748.50
2023	3	5065	6874159	2023-24 CDBG Housing Rehabilitation Administration	14H	LMH	\$495.00
2023	3	5065	6874252	2023-24 CDBG Housing Rehabilitation Administration	14H	LMH	\$45.87



Office of Community Planning and Development
 U.S. Department of Housing and Urban Development
 Integrated Disbursement and Information System
 PR26 - CDBG Financial Summary Report
 Program Year 2023
 Orange County , FL

DATE: 12-03-24
 TIME: 14:09
 PAGE: 7

Plan Year	IDIS Project	IDIS Activity	Voucher Number	Activity Name	Matrix Code	National Objective	Drawn Amount
2023	3	5065	6874339	2023-24 CDBG Housing Rehabilitation Administration	14H	LMH	\$568.00
2023	3	5065	6876081	2023-24 CDBG Housing Rehabilitation Administration	14H	LMH	\$16,557.12
2023	3	5065	6877047	2023-24 CDBG Housing Rehabilitation Administration	14H	LMH	\$258.29
2023	3	5065	6877908	2023-24 CDBG Housing Rehabilitation Administration	14H	LMH	\$18,319.53
2023	3	5065	6879993	2023-24 CDBG Housing Rehabilitation Administration	14H	LMH	\$278.99
2023	3	5065	6883583	2023-24 CDBG Housing Rehabilitation Administration	14H	LMH	\$591.85
2023	3	5065	6885094	2023-24 CDBG Housing Rehabilitation Administration	14H	LMH	\$31.16
2023	3	5065	6887673	2023-24 CDBG Housing Rehabilitation Administration	14H	LMH	\$316.08
2023	3	5065	6888069	2023-24 CDBG Housing Rehabilitation Administration	14H	LMH	\$15,866.97
2023	3	5065	6888090	2023-24 CDBG Housing Rehabilitation Administration	14H	LMH	\$283.01
2023	3	5065	6889639	2023-24 CDBG Housing Rehabilitation Administration	14H	LMH	\$14,505.21
2023	3	5065	6891758	2023-24 CDBG Housing Rehabilitation Administration	14H	LMH	\$16,233.81
2023	3	5065	6895625	2023-24 CDBG Housing Rehabilitation Administration	14H	LMH	\$2,000.00
2023	3	5065	6897766	2023-24 CDBG Housing Rehabilitation Administration	14H	LMH	\$40.30
2023	3	5065	6899012	2023-24 CDBG Housing Rehabilitation Administration	14H	LMH	\$1,004.00
2023	3	5065	6899272	2023-24 CDBG Housing Rehabilitation Administration	14H	LMH	\$182.31
2023	3	5065	6899929	2023-24 CDBG Housing Rehabilitation Administration	14H	LMH	\$16,563.04
2023	3	5065	6901514	2023-24 CDBG Housing Rehabilitation Administration	14H	LMH	\$8,692.28
2023	3	5065	6901980	2023-24 CDBG Housing Rehabilitation Administration	14H	LMH	\$281.89
2023	3	5065	6902195	2023-24 CDBG Housing Rehabilitation Administration	14H	LMH	\$450.00
2023	3	5065	6902387	2023-24 CDBG Housing Rehabilitation Administration	14H	LMH	\$1,490.29
2023	3	5065	6903876	2023-24 CDBG Housing Rehabilitation Administration	14H	LMH	\$18,299.38
2023	3	5065	6905585	2023-24 CDBG Housing Rehabilitation Administration	14H	LMH	\$16,720.19
2023	3	5065	6907223	2023-24 CDBG Housing Rehabilitation Administration	14H	LMH	\$7,886.53
2023	3	5065	6907728	2023-24 CDBG Housing Rehabilitation Administration	14H	LMH	\$5,069.00
2023	3	5065	6910797	2023-24 CDBG Housing Rehabilitation Administration	14H	LMH	\$16,388.17
2023	3	5065	6910915	2023-24 CDBG Housing Rehabilitation Administration	14H	LMH	\$189.00
2023	3	5065	6912317	2023-24 CDBG Housing Rehabilitation Administration	14H	LMH	\$74.24
2023	3	5065	6913005	2023-24 CDBG Housing Rehabilitation Administration	14H	LMH	\$687.00
2023	3	5065	6914223	2023-24 CDBG Housing Rehabilitation Administration	14H	LMH	\$190.81
2023	3	5065	6916354	2023-24 CDBG Housing Rehabilitation Administration	14H	LMH	\$281.89
2023	3	5065	6920294	2023-24 CDBG Housing Rehabilitation Administration	14H	LMH	\$3,948.79
2023	3	5065	6921527	2023-24 CDBG Housing Rehabilitation Administration	14H	LMH	\$36.50
2023	3	5065	6921567	2023-24 CDBG Housing Rehabilitation Administration	14H	LMH	\$33.00
2023	3	5065	6923674	2023-24 CDBG Housing Rehabilitation Administration	14H	LMH	\$16,377.30
2023	3	5065	6923822	2023-24 CDBG Housing Rehabilitation Administration	14H	LMH	\$1,060.06
2023	3	5065	6924716	2023-24 CDBG Housing Rehabilitation Administration	14H	LMH	\$19.48
2023	3	5065	6925316	2023-24 CDBG Housing Rehabilitation Administration	14H	LMH	\$15,167.06
2023	3	5065	6929976	2023-24 CDBG Housing Rehabilitation Administration	14H	LMH	\$121.39
2023	3	5065	6931490	2023-24 CDBG Housing Rehabilitation Administration	14H	LMH	\$13.00
2023	3	5065	6931744	2023-24 CDBG Housing Rehabilitation Administration	14H	LMH	\$13,823.41
2023	3	5065	6933487	2023-24 CDBG Housing Rehabilitation Administration	14H	LMH	\$1,802.51
2023	3	5065	6937243	2023-24 CDBG Housing Rehabilitation Administration	14H	LMH	\$13,072.01
2023	3	5065	6940796	2023-24 CDBG Housing Rehabilitation Administration	14H	LMH	\$14,343.50
2023	3	5065	6942156	2023-24 CDBG Housing Rehabilitation Administration	14H	LMH	\$13,928.85
2023	3	5065	6949662	2023-24 CDBG Housing Rehabilitation Administration	14H	LMH	\$430.04
2023	3	5065	6956492	2023-24 CDBG Housing Rehabilitation Administration	14H	LMH	\$2,350.03
					14H	Matrix Code	\$467,354.82
2017	5	3832	6828349	2017 CDBG Housing Lead-Base/Hazard/Abate	14I	LMH	\$719.16
2017	5	3832	6870707	2017 CDBG Housing Lead-Base/Hazard/Abate	14I	LMH	\$1,293.08
2017	5	3832	6872414	2017 CDBG Housing Lead-Base/Hazard/Abate	14I	LMH	\$813.64
2017	5	3832	6889627	2017 CDBG Housing Lead-Base/Hazard/Abate	14I	LMH	\$1,147.84
2017	5	3832	6907670	2017 CDBG Housing Lead-Base/Hazard/Abate	14I	LMH	\$1,772.52
2017	5	3832	6930758	2017 CDBG Housing Lead-Base/Hazard/Abate	14I	LMH	\$1,242.32
2017	5	3832	6949784	2017 CDBG Housing Lead-Base/Hazard/Abate	14I	LMH	\$719.16
					14I	Matrix Code	\$7,707.72
Total							\$6,148,887.21

LINE 27 DETAIL: ACTIVITIES INCLUDED IN THE COMPUTATION OF LINE 27

Plan Year	IDIS Project	IDIS Activity	Voucher Number	Activity to prevent, prepare for, and respond to Coronavirus	Activity Name	Grant Number	Fund Type	Matrix Code	National Objective	Drawn Amount
2022	6	4991	6849788	No	2022 PS Seniors First	B22UC120003	EN	05A	LMC	\$11,023.60
2022	6	4991	6849798	No	2022 PS Seniors First	B22UC120003	EN	05A	LMC	\$17,856.66
2022	6	4991	6880160	No	2022 PS Seniors First	B22UC120003	EN	05A	LMC	\$16,999.65
2023	4	5089	6880407	No	2023-24 PS Senior First	B23UC120003	EN	05A	LMC	\$6,578.36
2023	4	5089	6880408	No	2023-24 PS Senior First	B23UC120003	EN	05A	LMC	\$8,392.27



Office of Community Planning and Development
 U.S. Department of Housing and Urban Development
 Integrated Disbursement and Information System
 PR26 - CDBG Financial Summary Report
 Program Year 2023
 Orange County , FL

DATE: 12-03-24
 TIME: 14:09
 PAGE: 8

Plan Year	IDIS Project	IDIS Activity	Voucher Number	Activity to prevent, prepare for, and respond to Coronavirus	Activity Name	Grant Number	Fund Type	Matrix Code	National Objective	Drawn Amount	
2023	4	5089	6880409	No	2023-24 PS Senior First	B23UC120003	EN	05A	LMC	\$10,789.26	
2023	4	5089	6903699	No	2023-24 PS Senior First	B23UC120003	EN	05A	LMC	\$7,813.97	
2023	4	5089	6909780	No	2023-24 PS Senior First	B23UC120003	EN	05A	LMC	\$12,568.42	
2023	4	5089	6911406	No	2023-24 PS Senior First	B23UC120003	EN	05A	LMC	\$12,342.68	
2023	4	5089	6918979	No	2023-24 PS Senior First	B23UC120003	EN	05A	LMC	\$17,199.50	
2023	4	5089	6925316	No	2023-24 PS Senior First	B23UC120003	EN	05A	LMC	\$210.41	
2023	4	5089	6931744	No	2023-24 PS Senior First	B23UC120003	EN	05A	LMC	\$6,450.91	
2023	4	5089	6938839	No	2023-24 PS Senior First	B23UC120003	EN	05A	LMC	\$16,467.58	
									05A	Matrix Code	\$144,693.27
2022	6	4988	6848516	No	2022 PS Life Concepts - QUEST	B22UC120003	EN	05B	LMC	\$4,449.32	
2022	6	4988	6880225	No	2022 PS Life Concepts - QUEST	B22UC120003	EN	05B	LMC	\$2,251.15	
2022	6	4988	6880269	No	2022 PS Life Concepts - QUEST	B22UC120003	EN	05B	LMC	\$6,673.97	
2022	6	4989	6851389	No	2022 PS Lighthouse Central Florida	B22UC120003	EN	05B	LMC	\$3,004.52	
2022	6	4989	6853935	No	2022 PS Lighthouse Central Florida	B22UC120003	EN	05B	LMC	\$4,487.56	
2023	4	5086	6893081	No	2023-24 PS Lighthouse Central Florida	B23UC120003	EN	05B	LMC	\$1,223.06	
2023	4	5086	6893090	No	2023-24 PS Lighthouse Central Florida	B23UC120003	EN	05B	LMC	\$3,650.87	
2023	4	5086	6893093	No	2023-24 PS Lighthouse Central Florida	B23UC120003	EN	05B	LMC	\$6,001.48	
2023	4	5086	6893094	No	2023-24 PS Lighthouse Central Florida	B23UC120003	EN	05B	LMC	\$3,271.87	
2023	4	5086	6909392	No	2023-24 PS Lighthouse Central Florida	B23UC120003	EN	05B	LMC	\$1,900.62	
2023	4	5086	6913209	No	2023-24 PS Lighthouse Central Florida	B23UC120003	EN	05B	LMC	\$6,355.31	
2023	4	5086	6917788	No	2023-24 PS Lighthouse Central Florida	B23UC120003	EN	05B	LMC	\$7,106.49	
2023	4	5086	6935956	No	2023-24 PS Lighthouse Central Florida	B23UC120003	EN	05B	LMC	\$11,216.09	
2023	4	5086	6938842	No	2023-24 PS Lighthouse Central Florida	B23UC120003	EN	05B	LMC	\$6,374.86	
2023	4	5087	6882470	No	2023-24 PS Primrose Center	B23UC120003	EN	05B	LMC	\$1,492.81	
2023	4	5087	6882471	No	2023-24 PS Primrose Center	B23UC120003	EN	05B	LMC	\$3,416.54	
2023	4	5087	6882475	No	2023-24 PS Primrose Center	B23UC120003	EN	05B	LMC	\$8,924.35	
2023	4	5087	6882476	No	2023-24 PS Primrose Center	B23UC120003	EN	05B	LMC	\$5,965.06	
2023	4	5087	6909788	No	2023-24 PS Primrose Center	B23UC120003	EN	05B	LMC	\$5,965.06	
2023	4	5087	6909790	No	2023-24 PS Primrose Center	B23UC120003	EN	05B	LMC	\$5,965.07	
2023	4	5087	6917782	No	2023-24 PS Primrose Center	B23UC120003	EN	05B	LMC	\$5,965.08	
2023	4	5087	6935696	No	2023-24 PS Primrose Center	B23UC120003	EN	05B	LMC	\$8,950.69	
2023	4	5087	6935698	No	2023-24 PS Primrose Center	B23UC120003	EN	05B	LMC	\$5,965.05	
2023	4	5087	6949258	No	2023-24 PS Primrose Center	B23UC120003	EN	05B	LMC	\$2,390.29	
									05B	Matrix Code	\$122,967.17
2022	6	4984	6840905	No	2022 PS IDignity	B22UC120003	EN	05C	LMC	\$1,965.46	
2023	4	5083	6882918	No	2023-24 PS IDignity	B23UC120003	EN	05C	LMC	\$2,192.29	
2023	4	5083	6882925	No	2023-24 PS IDignity	B23UC120003	EN	05C	LMC	\$4,071.40	
2023	4	5083	6882934	No	2023-24 PS IDignity	B23UC120003	EN	05C	LMC	\$3,881.08	
2023	4	5083	6903200	No	2023-24 PS IDignity	B23UC120003	EN	05C	LMC	\$2,711.24	
2023	4	5083	6903215	No	2023-24 PS IDignity	B23UC120003	EN	05C	LMC	\$4,165.34	
2023	4	5083	6914939	No	2023-24 PS IDignity	B23UC120003	EN	05C	LMC	\$6,357.63	
2023	4	5083	6917773	No	2023-24 PS IDignity	B23UC120003	EN	05C	LMC	\$2,411.52	
2023	4	5083	6935631	No	2023-24 PS IDignity	B23UC120003	EN	05C	LMC	\$4,165.35	
2023	4	5083	6935641	No	2023-24 PS IDignity	B23UC120003	EN	05C	LMC	\$4,165.35	
2023	4	5083	6949267	No	2023-24 PS IDignity	B23UC120003	EN	05C	LMC	\$3,507.66	
									05C	Matrix Code	\$39,594.32
2023	4	5084	6883365	No	2023-24 PS IMPOWER	B23UC120003	PI	05D	LMC	\$1,458.03	
2023	4	5084	6883375	No	2023-24 PS IMPOWER	B23UC120003	PI	05D	LMC	\$2,314.67	
2023	4	5084	6883382	No	2023-24 PS IMPOWER	B23UC120003	PI	05D	LMC	\$4,136.00	
2023	4	5084	6903223	No	2023-24 PS IMPOWER	B23UC120003	EN	05D	LMC	\$3,699.34	
2023	4	5084	6903226	No	2023-24 PS IMPOWER	B23UC120003	EN	05D	LMC	\$4,385.53	
2023	4	5084	6911398	No	2023-24 PS IMPOWER	B23UC120003	EN	05D	LMC	\$7,192.67	
2023	4	5084	6911403	No	2023-24 PS IMPOWER	B23UC120003	EN	05D	LMC	\$4,143.01	
2023	4	5084	6935682	No	2023-24 PS IMPOWER	B23UC120003	EN	05D	LMC	\$4,091.18	
2023	4	5084	6935686	No	2023-24 PS IMPOWER	B23UC120003	EN	05D	LMC	\$4,939.00	
									05D	Matrix Code	\$36,359.43
2023	4	5076	6886819	No	2023-24 PS ASPIRE	B23UC120003	PI	05F	LMC	\$6,966.01	
2023	4	5076	6886823	No	2023-24 PS ASPIRE	B23UC120003	PI	05F	LMC	\$7,190.72	
2023	4	5076	6886825	No	2023-24 PS ASPIRE	B23UC120003	EN	05F	LMC	\$2,004.80	
2023	4	5076	6886825	No	2023-24 PS ASPIRE	B23UC120003	PI	05F	LMC	\$9,455.41	
2023	4	5076	6908506	No	2023-24 PS ASPIRE	B23UC120003	EN	05F	LMC	\$6,966.01	
2023	4	5076	6908541	No	2023-24 PS ASPIRE	B23UC120003	EN	05F	LMC	\$6,516.59	
2023	4	5076	6913918	No	2023-24 PS ASPIRE	B23UC120003	EN	05F	LMC	\$6,966.01	
2023	4	5076	6915059	No	2023-24 PS ASPIRE	B23UC120003	EN	05F	LMC	\$6,741.30	
2023	4	5076	6917787	No	2023-24 PS ASPIRE	B23UC120003	EN	05F	LMC	\$6,966.01	
									05F	Matrix Code	\$59,772.86
2022	6	4982	6849806	No	2022 PS Harbor House of Central Florida	B22UC120003	EN	05G	LMC	\$1,628.53	



Office of Community Planning and Development
 U.S. Department of Housing and Urban Development
 Integrated Disbursement and Information System
 PR26 - CDBG Financial Summary Report
 Program Year 2023
 Orange County , FL

DATE: 12-03-24
 TIME: 14:09
 PAGE: 9

Plan Year	IDIS Project	IDIS Activity	Voucher Number	Activity to prevent, prepare for, and respond to Coronavirus	Activity Name	Grant Number	Fund Type	Matrix Code	National Objective	Drawn Amount	
2023	4	5081	6865980	No	2023-24 PS Harbor House	B23UC120003	EN	05G	LMC	\$1,483.47	
2023	4	5081	6865982	No	2023-24 PS Harbor House	B23UC120003	EN	05G	LMC	\$3,418.05	
2023	4	5081	6865986	No	2023-24 PS Harbor House	B23UC120003	EN	05G	LMC	\$4,870.28	
2023	4	5081	6883762	No	2023-24 PS Harbor House	B23UC120003	PI	05G	LMC	\$7,775.42	
2023	4	5081	6883764	No	2023-24 PS Harbor House	B23UC120003	PI	05G	LMC	\$3,499.76	
2023	4	5081	6911395	No	2023-24 PS Harbor House	B23UC120003	EN	05G	LMC	\$3,430.28	
2023	4	5081	6911396	No	2023-24 PS Harbor House	B23UC120003	EN	05G	LMC	\$3,371.00	
2023	4	5081	6918978	No	2023-24 PS Harbor House	B23UC120003	EN	05G	LMC	\$4,661.56	
2023	4	5081	6935701	No	2023-24 PS Harbor House	B23UC120003	EN	05G	LMC	\$3,107.42	
									05G	Matrix Code	\$37,245.77
2022	6	4978	6840850	No	2022 PS Embrace Families Solutions	B22UC120003	EN	05H	LMC	\$2,916.65	
2022	6	4979	6851394	No	2022 PS First Step Staffing	B22UC120003	EN	05H	LMC	\$4,017.01	
2022	6	4979	6851847	No	2022 PS First Step Staffing	B22UC120003	EN	05H	LMC	\$2,902.93	
2022	6	4979	6851850	No	2022 PS First Step Staffing	B22UC120003	EN	05H	LMC	\$2,902.93	
2023	4	5091	6913174	No	2023-24 PS United Against Poverty	B23UC120003	EN	05H	LMC	\$3,861.56	
2023	4	5091	6913180	No	2023-24 PS United Against Poverty	B23UC120003	EN	05H	LMC	\$7,723.12	
2023	4	5091	6913185	No	2023-24 PS United Against Poverty	B23UC120003	EN	05H	LMC	\$11,584.67	
2023	4	5091	6913187	No	2023-24 PS United Against Poverty	B23UC120003	EN	05H	LMC	\$7,975.92	
2023	4	5091	6913189	No	2023-24 PS United Against Poverty	B23UC120003	EN	05H	LMC	\$8,045.69	
2023	4	5091	6913192	No	2023-24 PS United Against Poverty	B23UC120003	EN	05H	LMC	\$2,809.03	
									05H	Matrix Code	\$54,739.51
2022	6	4975	6898870	No	2022 PS Boys and Girls Clubs of Central Florida	B22UC120003	EN	05L	LMC	\$505.16	
2022	6	4977	6846830	No	2022 PS Community Coordinated Care for Children	B22UC120003	EN	05L	LMC	\$12,499.99	
2022	6	4977	6874880	No	2022 PS Community Coordinated Care for Children	B22UC120003	EN	05L	LMC	\$12,500.05	
2023	4	5077	6875357	No	2023-24 PS Boys and Girls Club of Central Florida	B23UC120003	EN	05L	LMC	\$2,492.97	
2023	4	5077	6875360	No	2023-24 PS Boys and Girls Club of Central Florida	B23UC120003	EN	05L	LMC	\$3,505.83	
2023	4	5077	6875364	No	2023-24 PS Boys and Girls Club of Central Florida	B23UC120003	EN	05L	LMC	\$3,451.03	
2023	4	5077	6898868	No	2023-24 PS Boys and Girls Club of Central Florida	B23UC120003	EN	05L	LMC	\$4,008.37	
2023	4	5077	6898869	No	2023-24 PS Boys and Girls Club of Central Florida	B23UC120003	EN	05L	LMC	\$3,398.38	
2023	4	5077	6917790	No	2023-24 PS Boys and Girls Club of Central Florida	B23UC120003	EN	05L	LMC	\$3,626.64	
2023	4	5077	6918568	No	2023-24 PS Boys and Girls Club of Central Florida	B23UC120003	EN	05L	LMC	\$5,390.81	
2023	4	5077	6934840	No	2023-24 PS Boys and Girls Club of Central Florida	B23UC120003	PI	05L	LMC	\$200.89	
2023	4	5077	6934847	No	2023-24 PS Boys and Girls Club of Central Florida	B23UC120003	EN	05L	LMC	\$320.76	
2023	4	5077	6934847	No	2023-24 PS Boys and Girls Club of Central Florida	B23UC120003	PI	05L	LMC	\$81.00	
2023	4	5077	6934849	No	2023-24 PS Boys and Girls Club of Central Florida	B23UC120003	EN	05L	LMC	\$3,417.65	
2023	4	5077	6934852	No	2023-24 PS Boys and Girls Club of Central Florida	B23UC120003	EN	05L	LMC	\$3,728.77	
2023	4	5077	6949271	No	2023-24 PS Boys and Girls Club of Central Florida	B23UC120003	EN	05L	LMC	\$3,777.15	
2023	4	5078	6874884	No	2023-24 PS Community Coordinated Care for Children (4C's)	B23UC120003	EN	05L	LMC	\$15,833.31	
2023	4	5078	6874888	No	2023-24 PS Community Coordinated Care for Children (4C's)	B23UC120003	EN	05L	LMC	\$15,833.33	
2023	4	5078	6874891	No	2023-24 PS Community Coordinated Care for Children (4C's)	B23UC120003	EN	05L	LMC	\$15,833.33	
2023	4	5078	6901752	No	2023-24 PS Community Coordinated Care for Children (4C's)	B23UC120003	EN	05L	LMC	\$15,833.28	
2023	4	5078	6909373	No	2023-24 PS Community Coordinated Care for Children (4C's)	B23UC120003	EN	05L	LMC	\$15,833.34	
2023	4	5078	6909376	No	2023-24 PS Community Coordinated Care for Children (4C's)	B23UC120003	EN	05L	LMC	\$15,833.33	
2023	4	5078	6916828	No	2023-24 PS Community Coordinated Care for Children (4C's)	B23UC120003	EN	05L	LMC	\$15,833.36	
2023	4	5078	6935068	No	2023-24 PS Community Coordinated Care for Children (4C's)	B23UC120003	EN	05L	LMC	\$15,833.35	
2023	4	5078	6938905	No	2023-24 PS Community Coordinated Care for Children (4C's)	B23UC120003	EN	05L	LMC	\$15,833.37	
2023	4	5078	6949279	No	2023-24 PS Community Coordinated Care for Children (4C's)	B23UC120003	EN	05L	LMC	\$15,833.33	
									05L	Matrix Code	\$221,238.78
2023	4	5082	6882163	No	2023-24 PS Health Care Center for the Homeless	B23UC120003	EN	05M	LMA	\$1,836.62	
2023	4	5082	6882169	No	2023-24 PS Health Care Center for the Homeless	B23UC120003	EN	05M	LMA	\$1,502.00	
2023	4	5082	6882172	No	2023-24 PS Health Care Center for the Homeless	B23UC120003	EN	05M	LMA	\$2,055.47	
2023	4	5082	6882173	No	2023-24 PS Health Care Center for the Homeless	B23UC120003	EN	05M	LMA	\$1,589.47	
2023	4	5082	6909387	No	2023-24 PS Health Care Center for the Homeless	B23UC120003	EN	05M	LMA	\$1,588.98	
2023	4	5082	6909389	No	2023-24 PS Health Care Center for the Homeless	B23UC120003	EN	05M	LMA	\$2,711.95	
2023	4	5082	6916513	No	2023-24 PS Health Care Center for the Homeless	B23UC120003	EN	05M	LMA	\$1,568.46	
2023	4	5082	6935154	No	2023-24 PS Health Care Center for the Homeless	B23UC120003	EN	05M	LMA	\$1,641.12	
2023	4	5082	6935155	No	2023-24 PS Health Care Center for the Homeless	B23UC120003	EN	05M	LMA	\$1,650.78	
2023	4	5082	6959592	No	2023-24 PS Health Care Center for the Homeless	B23UC120003	EN	05M	LMA	\$2,552.92	
2023	4	5090	6876619	No	2023-24 PS Shepherd's Hope	B23UC120003	EN	05M	LMC	\$4,775.52	
2023	4	5090	6876628	No	2023-24 PS Shepherd's Hope	B23UC120003	EN	05M	LMC	\$6,721.09	
2023	4	5090	6883558	No	2023-24 PS Shepherd's Hope	B23UC120003	PI	05M	LMC	\$6,891.90	
2023	4	5090	6903832	No	2023-24 PS Shepherd's Hope	B23UC120003	EN	05M	LMC	\$6,725.66	
2023	4	5090	6903851	No	2023-24 PS Shepherd's Hope	B23UC120003	EN	05M	LMC	\$6,126.23	
2023	4	5090	6914950	No	2023-24 PS Shepherd's Hope	B23UC120003	EN	05M	LMC	\$6,010.36	
2023	4	5090	6917784	No	2023-24 PS Shepherd's Hope	B23UC120003	EN	05M	LMC	\$6,010.36	
2023	4	5090	6935703	No	2023-24 PS Shepherd's Hope	B23UC120003	EN	05M	LMC	\$6,738.88	
									05M	Matrix Code	\$68,697.77



Office of Community Planning and Development
 U.S. Department of Housing and Urban Development
 Integrated Disbursement and Information System
 PR26 - CDBG Financial Summary Report
 Program Year 2023
 Orange County , FL

DATE: 12-03-24
 TIME: 14:09
 PAGE: 10

Plan Year	IDIS Project	IDIS Activity	Voucher Number	Activity to prevent, prepare for, and respond to Coronavirus	Activity Name	Grant Number	Fund Type	Matrix Code	National Objective	Drawn Amount
2022	6	4981	6875267	No	2022 PS Grand Avenue - Pathways Drop-In Center	B22UC120003	EN	050	LMA	\$5,122.58
2022	6	4981	6875268	No	2022 PS Grand Avenue - Pathways Drop-In Center	B22UC120003	EN	050	LMA	\$1,378.62
2022	6	4987	6847044	No	2022 PS JUMP Ministries	B22UC120003	EN	050	LMC	\$3,093.12
2022	6	4987	6847052	No	2022 PS JUMP Ministries	B22UC120003	EN	050	LMC	\$5,649.06
2022	6	4987	6847060	No	2022 PS JUMP Ministries	B22UC120003	EN	050	LMC	\$3,800.01
2022	6	4987	6875256	No	2022 PS JUMP Ministries	B22UC120003	EN	050	LMC	\$4,575.18
2023	4	5080	6896373	No	2023-24 PS Grand Avenue Econ (Pathways Drop-In Center)	B23UC120003	EN	050	LMA	\$2,644.69
2023	4	5080	6896396	No	2023-24 PS Grand Avenue Econ (Pathways Drop-In Center)	B23UC120003	EN	050	LMA	\$3,441.06
2023	4	5080	6896408	No	2023-24 PS Grand Avenue Econ (Pathways Drop-In Center)	B23UC120003	EN	050	LMA	\$2,818.28
2023	4	5080	6896415	No	2023-24 PS Grand Avenue Econ (Pathways Drop-In Center)	B23UC120003	EN	050	LMA	\$595.84
2023	4	5080	6896423	No	2023-24 PS Grand Avenue Econ (Pathways Drop-In Center)	B23UC120003	EN	050	LMA	\$3,436.19
2023	4	5080	6914935	No	2023-24 PS Grand Avenue Econ (Pathways Drop-In Center)	B23UC120003	EN	050	LMA	\$5,257.56
2023	4	5080	6917765	No	2023-24 PS Grand Avenue Econ (Pathways Drop-In Center)	B23UC120003	EN	050	LMA	\$3,617.04
2023	4	5080	6917772	No	2023-24 PS Grand Avenue Econ (Pathways Drop-In Center)	B23UC120003	EN	050	LMA	\$3,617.04
2023	4	5080	6936179	No	2023-24 PS Grand Avenue Econ (Pathways Drop-In Center)	B23UC120003	EN	050	LMA	\$3,617.04
2023	4	5088	6896331	No	2023-24 PS SALT Outreach	B23UC120003	EN	050	LMA	\$5,568.57
2023	4	5088	6896339	No	2023-24 PS SALT Outreach	B23UC120003	EN	050	LMA	\$5,568.57
2023	4	5088	6896348	No	2023-24 PS SALT Outreach	B23UC120003	EN	050	LMA	\$4,968.78
2023	4	5088	6909379	No	2023-24 PS SALT Outreach	B23UC120003	EN	050	LMA	\$4,837.63
2023	4	5088	6909381	No	2023-24 PS SALT Outreach	B23UC120003	EN	050	LMA	\$3,036.38
2023	4	5088	6909383	No	2023-24 PS SALT Outreach	B23UC120003	EN	050	LMA	\$3,565.37
2023	4	5088	6913200	No	2023-24 PS SALT Outreach	B23UC120003	EN	050	LMA	\$2,921.42
2023	4	5088	6918953	No	2023-24 PS SALT Outreach	B23UC120003	EN	050	LMA	\$2,828.41
2023	4	5088	6936173	No	2023-24 PS SALT Outreach	B23UC120003	EN	050	LMA	\$4,713.48
									050 Matrix Code	\$90,671.92
2022	6	4986	6847033	No	2022 PS Jewish Family Services of Greater Orlando	B22UC120003	EN	05Q	LMC	\$4,022.06
2023	4	5085	6882336	No	2023-24 PS Jewish Family Services of Greater Orlando	B23UC120003	EN	05Q	LMC	\$3,702.17
2023	4	5085	6882337	No	2023-24 PS Jewish Family Services of Greater Orlando	B23UC120003	EN	05Q	LMC	\$5,484.37
2023	4	5085	6882338	No	2023-24 PS Jewish Family Services of Greater Orlando	B23UC120003	EN	05Q	LMC	\$4,406.99
2023	4	5085	6903232	No	2023-24 PS Jewish Family Services of Greater Orlando	B23UC120003	EN	05Q	LMC	\$5,680.73
2023	4	5085	6903242	No	2023-24 PS Jewish Family Services of Greater Orlando	B23UC120003	EN	05Q	LMC	\$4,723.46
2023	4	5085	6914942	No	2023-24 PS Jewish Family Services of Greater Orlando	B23UC120003	EN	05Q	LMC	\$4,606.24
2023	4	5085	6914947	No	2023-24 PS Jewish Family Services of Greater Orlando	B23UC120003	EN	05Q	LMC	\$4,608.12
2023	4	5085	6935500	No	2023-24 PS Jewish Family Services of Greater Orlando	B23UC120003	EN	05Q	LMC	\$5,787.41
2023	4	5085	6935503	No	2023-24 PS Jewish Family Services of Greater Orlando	B23UC120003	EN	05Q	LMC	\$5,889.53
2023	4	5085	6949311	No	2023-24 PS Jewish Family Services of Greater Orlando	B23UC120003	EN	05Q	LMC	\$5,779.98
									05Q Matrix Code	\$54,691.06
2022	6	4980	6846160	No	2022 PS Grand Avenue Economic Dev	B22UC120003	EN	05X	LMC	\$4,073.90
2022	6	4980	6877381	No	2022 PS Grand Avenue Economic Dev	B22UC120003	EN	05X	LMC	\$7,533.87
2022	6	4980	6900158	No	2022 PS Grand Avenue Economic Dev	B22UC120003	EN	05X	LMC	\$779.63
2023	4	5075	6897086	No	2023-24 PS Ability Housing	B23UC120003	EN	05X	LMC	\$852.85
2023	4	5075	6897093	No	2023-24 PS Ability Housing	B23UC120003	EN	05X	LMC	\$2,558.69
2023	4	5075	6897301	No	2023-24 PS Ability Housing	B23UC120003	EN	05X	LMC	\$10,927.26
2023	4	5075	6897319	No	2023-24 PS Ability Housing	B23UC120003	EN	05X	LMC	\$11,108.27
2023	4	5075	6908583	No	2023-24 PS Ability Housing	B23UC120003	EN	05X	LMC	\$10,898.74
2023	4	5075	6908586	No	2023-24 PS Ability Housing	B23UC120003	EN	05X	LMC	\$7,148.26
2023	4	5075	6916514	No	2023-24 PS Ability Housing	B23UC120003	EN	05X	LMC	\$1,505.92
2023	4	5079	6894239	No	2023-24 PS Grand Avenue Economic Comm Dev	B23UC120003	EN	05X	LMC	\$2,197.20
2023	4	5079	6894239	No	2023-24 PS Grand Avenue Economic Comm Dev	B23UC120003	PI	05X	LMC	\$1,066.50
2023	4	5079	6894243	No	2023-24 PS Grand Avenue Economic Comm Dev	B23UC120003	EN	05X	LMC	\$3,879.68
2023	4	5079	6894247	No	2023-24 PS Grand Avenue Economic Comm Dev	B23UC120003	EN	05X	LMC	\$4,357.59
2023	4	5079	6894259	No	2023-24 PS Grand Avenue Economic Comm Dev	B23UC120003	EN	05X	LMC	\$3,768.68
2023	4	5079	6913719	No	2023-24 PS Grand Avenue Economic Comm Dev	B23UC120003	EN	05X	LMC	\$3,930.32
2023	4	5079	6913723	No	2023-24 PS Grand Avenue Economic Comm Dev	B23UC120003	EN	05X	LMC	\$6,101.19
2023	4	5079	6917539	No	2023-24 PS Grand Avenue Economic Comm Dev	B23UC120003	EN	05X	LMC	\$4,371.77
2023	4	5079	6917540	No	2023-24 PS Grand Avenue Economic Comm Dev	B23UC120003	EN	05X	LMC	\$4,795.59
2023	4	5079	6940222	No	2023-24 PS Grand Avenue Economic Comm Dev	B23UC120003	EN	05X	LMC	\$4,781.81
2023	4	5079	6959610	No	2023-24 PS Grand Avenue Economic Comm Dev	B23UC120003	EN	05X	LMC	\$4,818.67
									05X Matrix Code	\$101,456.39
No Activity to prevent, prepare for, and respond to Coronavirus										\$1,032,128.25
Total										\$1,032,128.25

LINE 37 DETAIL: ACTIVITIES INCLUDED IN THE COMPUTATION OF LINE 37

Plan Year	IDIS Project	IDIS Activity	Voucher Number	Activity Name	Matrix Code	National Objective	Drawn Amount
2022	7	4958	6798489	2022 CDBG Administration	21A		\$40,999.76



Office of Community Planning and Development
 U.S. Department of Housing and Urban Development
 Integrated Disbursement and Information System
 PR26 - CDBG Financial Summary Report
 Program Year 2023
 Orange County , FL

DATE: 12-03-24
 TIME: 14:09
 PAGE: 11

Plan Year	IDIS Project	IDIS Activity	Voucher Number	Activity Name	Matrix Code	National Objective	Drawn Amount
2022	7	4958	6806164	2022 CDBG Administration	21A		\$510.00
2022	7	4958	6827423	2022 CDBG Administration	21A		\$223.00
2022	7	4958	6830069	2022 CDBG Administration	21A		\$80.54
2022	7	4958	6923676	2022 CDBG Administration	21A		\$80.54
2022	7	4958	6923714	2022 CDBG Administration	21A		\$80.48
2023	5	5066	6831913	2023-24 CDBG Administration	21A		\$40,456.16
2023	5	5066	6838762	2023-24 CDBG Administration	21A		\$5,106.56
2023	5	5066	6838818	2023-24 CDBG Administration	21A		\$121.83
2023	5	5066	6839956	2023-24 CDBG Administration	21A		\$900.00
2023	5	5066	6840673	2023-24 CDBG Administration	21A		\$468.00
2023	5	5066	6840685	2023-24 CDBG Administration	21A		\$470.00
2023	5	5066	6840714	2023-24 CDBG Administration	21A		\$188.00
2023	5	5066	6840800	2023-24 CDBG Administration	21A		\$412.42
2023	5	5066	6840832	2023-24 CDBG Administration	21A		\$494.91
2023	5	5066	6840901	2023-24 CDBG Administration	21A		\$358.30
2023	5	5066	6841083	2023-24 CDBG Administration	21A		\$304.56
2023	5	5066	6841542	2023-24 CDBG Administration	21A		\$486.86
2023	5	5066	6841797	2023-24 CDBG Administration	21A		\$374.12
2023	5	5066	6841810	2023-24 CDBG Administration	21A		\$447.91
2023	5	5066	6841825	2023-24 CDBG Administration	21A		\$406.08
2023	5	5066	6841856	2023-24 CDBG Administration	21A		\$482.22
2023	5	5066	6842500	2023-24 CDBG Administration	21A		\$0.52
2023	5	5066	6844025	2023-24 CDBG Administration	21A		\$44,994.78
2023	5	5066	6846056	2023-24 CDBG Administration	21A		\$5,418.25
2023	5	5066	6846114	2023-24 CDBG Administration	21A		\$5,250.00
2023	5	5066	6846177	2023-24 CDBG Administration	21A		\$6,398.98
2023	5	5066	6846489	2023-24 CDBG Administration	21A		\$36,152.03
2023	5	5066	6846765	2023-24 CDBG Administration	21A		\$237.06
2023	5	5066	6847108	2023-24 CDBG Administration	21A		\$165.90
2023	5	5066	6847268	2023-24 CDBG Administration	21A		\$282.00
2023	5	5066	6847309	2023-24 CDBG Administration	21A		\$304.56
2023	5	5066	6847635	2023-24 CDBG Administration	21A		\$538.44
2023	5	5066	6847729	2023-24 CDBG Administration	21A		\$1.95
2023	5	5066	6849207	2023-24 CDBG Administration	21A		\$19,606.00
2023	5	5066	6849436	2023-24 CDBG Administration	21A		\$5,106.56
2023	5	5066	6849676	2023-24 CDBG Administration	21A		\$34,784.33
2023	5	5066	6851230	2023-24 CDBG Administration	21A		\$126.90
2023	5	5066	6851247	2023-24 CDBG Administration	21A		\$126.90
2023	5	5066	6851892	2023-24 CDBG Administration	21A		\$164.50
2023	5	5066	6851899	2023-24 CDBG Administration	21A		\$117.50
2023	5	5066	6852220	2023-24 CDBG Administration	21A		\$37,194.53
2023	5	5066	6852720	2023-24 CDBG Administration	21A		\$362.59
2023	5	5066	6854818	2023-24 CDBG Administration	21A		\$120.84
2023	5	5066	6854881	2023-24 CDBG Administration	21A		\$76.14
2023	5	5066	6854893	2023-24 CDBG Administration	21A		\$50.76
2023	5	5066	6854915	2023-24 CDBG Administration	21A		\$50.76
2023	5	5066	6855043	2023-24 CDBG Administration	21A		\$82.25
2023	5	5066	6855062	2023-24 CDBG Administration	21A		\$47.00
2023	5	5066	6855070	2023-24 CDBG Administration	21A		\$94.00
2023	5	5066	6856708	2023-24 CDBG Administration	21A		\$5,361.37
2023	5	5066	6856753	2023-24 CDBG Administration	21A		\$515.52
2023	5	5066	6858215	2023-24 CDBG Administration	21A		\$5,106.56
2023	5	5066	6858790	2023-24 CDBG Administration	21A		\$695.00
2023	5	5066	6859194	2023-24 CDBG Administration	21A		\$455.98
2023	5	5066	6859778	2023-24 CDBG Administration	21A		\$25.00
2023	5	5066	6859956	2023-24 CDBG Administration	21A		\$54.94
2023	5	5066	6859960	2023-24 CDBG Administration	21A		\$400.00
2023	5	5066	6860757	2023-24 CDBG Administration	21A		\$35,573.74
2023	5	5066	6861573	2023-24 CDBG Administration	21A		\$141.00
2023	5	5066	6861662	2023-24 CDBG Administration	21A		\$50.76
2023	5	5066	6861813	2023-24 CDBG Administration	21A		\$139.59
2023	5	5066	6861865	2023-24 CDBG Administration	21A		\$47.00
2023	5	5066	6861893	2023-24 CDBG Administration	21A		\$36.59
2023	5	5066	6861937	2023-24 CDBG Administration	21A		\$36.59
2023	5	5066	6862070	2023-24 CDBG Administration	21A		\$3,066.86
2023	5	5066	6862289	2023-24 CDBG Administration	21A		\$50.76
2023	5	5066	6862298	2023-24 CDBG Administration	21A		\$47.00
2023	5	5066	6862751	2023-24 CDBG Administration	21A		\$480.32
2023	5	5066	6863367	2023-24 CDBG Administration	21A		\$13,650.00
2023	5	5066	6863646	2023-24 CDBG Administration	21A		\$126.90
2023	5	5066	6863698	2023-24 CDBG Administration	21A		\$105.75



Office of Community Planning and Development
 U.S. Department of Housing and Urban Development
 Integrated Disbursement and Information System
 PR26 - CDBG Financial Summary Report
 Program Year 2023
 Orange County , FL

DATE: 12-03-24
 TIME: 14:09
 PAGE: 12

Plan Year	IDIS Project	IDIS Activity	Voucher Number	Activity Name	Matrix Code	National Objective	Drawn Amount
2023	5	5066	6864110	2023-24 CDBG Administration	21A		\$34,935.74
2023	5	5066	6864338	2023-24 CDBG Administration	21A		\$120.84
2023	5	5066	6865012	2023-24 CDBG Administration	21A		\$13,500.00
2023	5	5066	6865847	2023-24 CDBG Administration	21A		\$33,419.89
2023	5	5066	6866926	2023-24 CDBG Administration	21A		\$3,114.09
2023	5	5066	6868864	2023-24 CDBG Administration	21A		\$120.87
2023	5	5066	6868966	2023-24 CDBG Administration	21A		\$289.88
2023	5	5066	6869080	2023-24 CDBG Administration	21A		\$5,106.56
2023	5	5066	6870014	2023-24 CDBG Administration	21A		\$36.59
2023	5	5066	6870138	2023-24 CDBG Administration	21A		\$47.00
2023	5	5066	6870145	2023-24 CDBG Administration	21A		\$47.00
2023	5	5066	6870255	2023-24 CDBG Administration	21A		\$105.75
2023	5	5066	6870288	2023-24 CDBG Administration	21A		\$76.14
2023	5	5066	6870297	2023-24 CDBG Administration	21A		\$50.76
2023	5	5066	6870312	2023-24 CDBG Administration	21A		\$126.90
2023	5	5066	6871304	2023-24 CDBG Administration	21A		\$45,036.96
2023	5	5066	6871513	2023-24 CDBG Administration	21A		\$6,165.21
2023	5	5066	6873073	2023-24 CDBG Administration	21A		\$1,048.88
2023	5	5066	6873272	2023-24 CDBG Administration	21A		\$117.50
2023	5	5066	6874159	2023-24 CDBG Administration	21A		\$990.00
2023	5	5066	6875924	2023-24 CDBG Administration	21A		\$111.63
2023	5	5066	6875938	2023-24 CDBG Administration	21A		\$524.74
2023	5	5066	6876081	2023-24 CDBG Administration	21A		\$41,681.38
2023	5	5066	6876493	2023-24 CDBG Administration	21A		\$36.59
2023	5	5066	6876815	2023-24 CDBG Administration	21A		\$789.50
2023	5	5066	6877908	2023-24 CDBG Administration	21A		\$43,738.16
2023	5	5066	6878749	2023-24 CDBG Administration	21A		\$47.00
2023	5	5066	6878761	2023-24 CDBG Administration	21A		\$319.06
2023	5	5066	6879344	2023-24 CDBG Administration	21A		\$5,106.56
2023	5	5066	6879993	2023-24 CDBG Administration	21A		\$120.87
2023	5	5066	6881257	2023-24 CDBG Administration	21A		\$58.75
2023	5	5066	6881885	2023-24 CDBG Administration	21A		\$586.36
2023	5	5066	6881921	2023-24 CDBG Administration	21A		\$5,006.26
2023	5	5066	6881943	2023-24 CDBG Administration	21A		\$5,106.56
2023	5	5066	6883013	2023-24 CDBG Administration	21A		\$789.50
2023	5	5066	6883151	2023-24 CDBG Administration	21A		\$71.38
2023	5	5066	6883583	2023-24 CDBG Administration	21A		\$5,292.85
2023	5	5066	6883741	2023-24 CDBG Administration	21A		\$111.63
2023	5	5066	6885228	2023-24 CDBG Administration	21A		\$517.09
2023	5	5066	6888069	2023-24 CDBG Administration	21A		\$45,038.59
2023	5	5066	6888090	2023-24 CDBG Administration	21A		\$120.87
2023	5	5066	6888249	2023-24 CDBG Administration	21A		\$52.88
2023	5	5066	6888432	2023-24 CDBG Administration	21A		\$2,368.50
2023	5	5066	6888583	2023-24 CDBG Administration	21A		\$39.12
2023	5	5066	6888806	2023-24 CDBG Administration	21A		\$64.63
2023	5	5066	6889631	2023-24 CDBG Administration	21A		\$5,900.13
2023	5	5066	6889639	2023-24 CDBG Administration	21A		\$43,125.47
2023	5	5066	6889665	2023-24 CDBG Administration	21A		\$323.68
2023	5	5066	6890352	2023-24 CDBG Administration	21A		\$5,106.56
2023	5	5066	6891758	2023-24 CDBG Administration	21A		\$44,537.63
2023	5	5066	6892003	2023-24 CDBG Administration	21A		\$47.00
2023	5	5066	6892036	2023-24 CDBG Administration	21A		\$2,039.38
2023	5	5066	6894657	2023-24 CDBG Administration	21A		\$35.25
2023	5	5066	6895529	2023-24 CDBG Administration	21A		\$104.90
2023	5	5066	6896050	2023-24 CDBG Administration	21A		\$97.96
2023	5	5066	6897221	2023-24 CDBG Administration	21A		\$94.00
2023	5	5066	6899434	2023-24 CDBG Administration	21A		\$547.48
2023	5	5066	6899588	2023-24 CDBG Administration	21A		\$117.50
2023	5	5066	6899929	2023-24 CDBG Administration	21A		\$44,820.84
2023	5	5066	6901514	2023-24 CDBG Administration	21A		\$11,874.53
2023	5	5066	6901613	2023-24 CDBG Administration	21A		\$5,106.56
2023	5	5066	6901761	2023-24 CDBG Administration	21A		\$679.07
2023	5	5066	6901980	2023-24 CDBG Administration	21A		\$120.81
2023	5	5066	6902135	2023-24 CDBG Administration	21A		\$47.00
2023	5	5066	6902195	2023-24 CDBG Administration	21A		\$900.00
2023	5	5066	6902387	2023-24 CDBG Administration	21A		\$3,125.37
2023	5	5066	6903125	2023-24 CDBG Administration	21A		\$219.84
2023	5	5066	6903876	2023-24 CDBG Administration	21A		\$50,649.75
2023	5	5066	6904792	2023-24 CDBG Administration	21A		\$117.50
2023	5	5066	6905585	2023-24 CDBG Administration	21A		\$45,425.08
2023	5	5066	6906401	2023-24 CDBG Administration	21A		\$141.00



Office of Community Planning and Development
 U.S. Department of Housing and Urban Development
 Integrated Disbursement and Information System
 PR26 - CDBG Financial Summary Report
 Program Year 2023
 Orange County , FL

DATE: 12-03-24
 TIME: 14:09
 PAGE: 13

Plan Year	IDIS Project	IDIS Activity	Voucher Number	Activity Name	Matrix Code	National Objective	Drawn Amount
2023	5	5066	6906788	2023-24 CDBG Administration	21A		\$405.50
2023	5	5066	6906953	2023-24 CDBG Administration	21A		\$315.16
2023	5	5066	6906957	2023-24 CDBG Administration	21A		\$315.16
2023	5	5066	6906961	2023-24 CDBG Administration	21A		\$315.16
2023	5	5066	6907223	2023-24 CDBG Administration	21A		\$20,154.47
2023	5	5066	6907255	2023-24 CDBG Administration	21A		\$2,519.90
2023	5	5066	6907832	2023-24 CDBG Administration	21A		\$781.68
2023	5	5066	6907939	2023-24 CDBG Administration	21A		\$39.12
2023	5	5066	6908226	2023-24 CDBG Administration	21A		\$564.00
2023	5	5066	6908277	2023-24 CDBG Administration	21A		\$3,430.00
2023	5	5066	6910720	2023-24 CDBG Administration	21A		\$332.77
2023	5	5066	6910797	2023-24 CDBG Administration	21A		\$39,742.67
2023	5	5066	6911160	2023-24 CDBG Administration	21A		\$39.12
2023	5	5066	6911254	2023-24 CDBG Administration	21A		\$940.00
2023	5	5066	6911656	2023-24 CDBG Administration	21A		\$69.54
2023	5	5066	6911766	2023-24 CDBG Administration	21A		\$5,106.56
2023	5	5066	6913005	2023-24 CDBG Administration	21A		\$1,374.00
2023	5	5066	6913075	2023-24 CDBG Administration	21A		\$834.25
2023	5	5066	6916088	2023-24 CDBG Administration	21A		\$940.00
2023	5	5066	6916354	2023-24 CDBG Administration	21A		\$120.81
2023	5	5066	6916690	2023-24 CDBG Administration	21A		\$116.85
2023	5	5066	6917956	2023-24 CDBG Administration	21A		\$1,579.00
2023	5	5066	6918124	2023-24 CDBG Administration	21A		\$851.20
2023	5	5066	6918166	2023-24 CDBG Administration	21A		\$940.00
2023	5	5066	6919504	2023-24 CDBG Administration	21A		\$83.94
2023	5	5066	6920730	2023-24 CDBG Administration	21A		\$39.12
2023	5	5066	6921103	2023-24 CDBG Administration	21A		\$564.00
2023	5	5066	6921527	2023-24 CDBG Administration	21A		\$2,812.92
2023	5	5066	6921727	2023-24 CDBG Administration	21A		\$299.15
2023	5	5066	6922095	2023-24 CDBG Administration	21A		\$5,106.56
2023	5	5066	6922545	2023-24 CDBG Administration	21A		\$1,282.81
2023	5	5066	6923674	2023-24 CDBG Administration	21A		\$39,886.09
2023	5	5066	6923822	2023-24 CDBG Administration	21A		\$665.22
2023	5	5066	6925316	2023-24 CDBG Administration	21A		\$44,708.82
2023	5	5066	6925527	2023-24 CDBG Administration	21A		\$752.00
2023	5	5066	6926355	2023-24 CDBG Administration	21A		\$120.81
2023	5	5066	6926928	2023-24 CDBG Administration	21A		\$272.65
2023	5	5066	6927761	2023-24 CDBG Administration	21A		\$757.88
2023	5	5066	6927843	2023-24 CDBG Administration	21A		\$940.00
2023	5	5066	6929085	2023-24 CDBG Administration	21A		\$530.00
2023	5	5066	6930425	2023-24 CDBG Administration	21A		\$940.00
2023	5	5066	6930619	2023-24 CDBG Administration	21A		\$289.38
2023	5	5066	6930798	2023-24 CDBG Administration	21A		\$285.98
2023	5	5066	6931330	2023-24 CDBG Administration	21A		\$41.62
2023	5	5066	6931405	2023-24 CDBG Administration	21A		\$844.89
2023	5	5066	6931744	2023-24 CDBG Administration	21A		\$40,686.51
2023	5	5066	6932740	2023-24 CDBG Administration	21A		\$5,106.56
2023	5	5066	6933726	2023-24 CDBG Administration	21A		\$120.84
2023	5	5066	6935344	2023-24 CDBG Administration	21A		\$810.75
2023	5	5066	6935382	2023-24 CDBG Administration	21A		\$940.00
2023	5	5066	6937073	2023-24 CDBG Administration	21A		\$752.00
2023	5	5066	6937243	2023-24 CDBG Administration	21A		\$37,837.78
2023	5	5066	6940119	2023-24 CDBG Administration	21A		\$17.29
2023	5	5066	6940796	2023-24 CDBG Administration	21A		\$37,591.73
2023	5	5066	6942082	2023-24 CDBG Administration	21A		\$296.16
2023	5	5066	6942156	2023-24 CDBG Administration	21A		\$38,135.10
2023	5	5066	6944905	2023-24 CDBG Administration	21A		\$25.00
2023	5	5066	6945827	2023-24 CDBG Administration	21A		\$216.60
2023	5	5066	6946060	2023-24 CDBG Administration	21A		\$149.00
2023	5	5066	6949191	2023-24 CDBG Administration	21A		\$716.75
2023	5	5066	6949680	2023-24 CDBG Administration	21A		\$1,041.66
2023	5	5066	6956492	2023-24 CDBG Administration	21A		\$8,332.93
					21A	Matrix Code	\$1,280,764.24
2023	5	5067	6883583	2023-24 CDBG Fair Housing Activities and Training (part of CDBG Admin funds)	21D		\$8,933.49
2023	5	5067	6903125	2023-24 CDBG Fair Housing Activities and Training (part of CDBG Admin funds)	21D		\$681.50
					21D	Matrix Code	\$9,614.99
Total							\$1,290,379.23



PART I: SUMMARY OF CDBG-CV RESOURCES

01 CDBG-CV GRANT	12,303,808.00
02 FUNDS RETURNED TO THE LINE-OF-CREDIT	0.00
03 FUNDS RETURNED TO THE LOCAL CDBG ACCOUNT	0.00
04 TOTAL CDBG-CV FUNDS AWARDED	12,303,808.00

PART II: SUMMARY OF CDBG-CV EXPENDITURES

05 DISBURSEMENTS OTHER THAN SECTION 108 REPAYMENTS AND PLANNING/ADMINISTRATION	10,676,558.79
06 DISBURSED IN IDIS FOR PLANNING/ADMINISTRATION	753,844.45
07 DISBURSED IN IDIS FOR SECTION 108 REPAYMENTS	0.00
08 TOTAL EXPENDITURES (SUM, LINES 05 - 07)	11,430,403.24
09 UNEXPENDED BALANCE (LINE 04 - LINE8)	873,404.76

PART III: LOWMOD BENEFIT FOR THE CDBG-CV GRANT

10 EXPENDED FOR LOW/MOD HOUSING IN SPECIAL AREAS	0.00
11 EXPENDED FOR LOW/MOD MULTI-UNIT HOUSING	0.00
12 DISBURSED FOR OTHER LOW/MOD ACTIVITIES	10,626,558.79
13 TOTAL LOW/MOD CREDIT (SUM, LINES 10 - 12)	10,626,558.79
14 AMOUNT SUBJECT TO LOW/MOD BENEFIT (LINE 05)	10,676,558.79
15 PERCENT LOW/MOD CREDIT (LINE 13/LINE 14)	99.53%

PART IV: PUBLIC SERVICE (PS) CALCULATIONS

16 DISBURSED IN IDIS FOR PUBLIC SERVICES	6,022,207.23
17 CDBG-CV GRANT	12,303,808.00
18 PERCENT OF FUNDS DISBURSED FOR PS ACTIVITIES (LINE 16/LINE 17)	48.95%

PART V: PLANNING AND ADMINISTRATION (PA) CAP

19 DISBURSED IN IDIS FOR PLANNING/ADMINISTRATION	759,095.39
20 CDBG-CV GRANT	12,303,808.00
21 PERCENT OF FUNDS DISBURSED FOR PA ACTIVITIES (LINE 19/LINE 20)	6.17%



LINE 10 DETAIL: ACTIVITIES TO CONSIDER IN DETERMINING THE AMOUNT TO ENTER ON LINE 10

No data returned for this view. This might be because the applied filter excludes all data.

LINE 11 DETAIL: ACTIVITIES TO CONSIDER IN DETERMINING THE AMOUNT TO ENTER ON LINE 11

Plan Year	IDIS Project	IDIS Activity	Activity Name	Matrix Code	National Objective	Drawn Amount
2020	18	4752	2020 CV3 CIP Housing Authority of Winter Park	14B	LMH	\$50,000.00
Total						\$50,000.00

LINE 12 DETAIL: ACTIVITIES INCLUDED IN THE COMPUTATION OF LINE 12

Plan Year	IDIS Project	IDIS Activity	Voucher Number	Activity Name	Matrix Code	National Objective	Drawn Amount	
2020	2	4399	6418788	2020 CV CIP Winter Park Housing Authority (Tuscany)	05Z	LMC	\$7,500.00	
			6511509	2020 CV CIP Winter Park Housing Authority (Tuscany)	05Z	LMC	\$8,500.00	
2020	3	5023	6800636	2020 CV CDBG CIP The Salvation Army	03C	LMC	\$292,472.02	
			6820419	2020 CV CDBG CIP The Salvation Army	03C	LMC	\$120,598.71	
			6824943	2020 CV CDBG CIP The Salvation Army	03C	LMC	\$162,807.83	
			6842683	2020 CV CDBG CIP The Salvation Army	03C	LMC	\$130,179.72	
			6857780	2020 CV CDBG CIP The Salvation Army	03C	LMC	\$130,793.13	
			6859443	2020 CV CDBG CIP The Salvation Army	03C	LMC	\$46,601.04	
			6864717	2020 CV CDBG CIP The Salvation Army	03C	LMC	\$69,508.13	
			6886904	2020 CV CDBG CIP The Salvation Army	03C	LMC	\$490,277.98	
			6457621	2020 CV PS Center for Independent Living	05B	LMC	\$4,875.79	
			6458995	2020 CV PS Center for Independent Living	05B	LMC	\$5,009.92	
			6459030	2020 CV PS Center for Independent Living	05B	LMC	\$5,752.15	
			6479727	2020 CV PS Center for Independent Living	05B	LMC	\$8,014.88	
			6479764	2020 CV PS Center for Independent Living	05B	LMC	\$5,516.21	
			6486202	2020 CV PS Center for Independent Living	05B	LMC	\$4,469.20	
	6486312	2020 CV PS Center for Independent Living	05B	LMC	\$5,096.68			
	6512767	2020 CV PS Center for Independent Living	05B	LMC	\$400.00			
	6512780	2020 CV PS Center for Independent Living	05B	LMC	\$400.00			
	6512799	2020 CV PS Center for Independent Living	05B	LMC	\$400.00			
	6512808	2020 CV PS Center for Independent Living	05B	LMC	\$400.00			
	6512830	2020 CV PS Center for Independent Living	05B	LMC	\$400.00			
	6542091	2020 CV PS Center for Independent Living	05B	LMC	\$2,099.61			
	6546360	2020 CV PS Center for Independent Living	05B	LMC	\$4,512.75			
	6546372	2020 CV PS Center for Independent Living	05B	LMC	\$1,117.98			
	6547223	2020 CV PS Center for Independent Living	05B	LMC	\$1,134.84			
	2020	3	4380	6435037	2020 CV PS Coalition for the Homeless	03T	LMC	\$1,189.18
				6449378	2020 CV PS Coalition for the Homeless	03T	LMC	\$8,663.72
				6461017	2020 CV PS Coalition for the Homeless	03T	LMC	\$2,444.80
6462315				2020 CV PS Coalition for the Homeless	03T	LMC	\$17,925.84	
6462655				2020 CV PS Coalition for the Homeless	03T	LMC	\$5,713.73	
6465853				2020 CV PS Coalition for the Homeless	03T	LMC	\$8,074.64	
6469302				2020 CV PS Coalition for the Homeless	03T	LMC	\$31,422.80	
6472924				2020 CV PS Coalition for the Homeless	03T	LMC	\$19,703.33	
6491099				2020 CV PS Coalition for the Homeless	03T	LMC	\$27,621.07	
6507696				2020 CV PS Coalition for the Homeless	03T	LMC	\$23,711.63	
6519329				2020 CV PS Coalition for the Homeless	03T	LMC	\$31,706.55	
6519945				2020 CV PS Coalition for the Homeless	03T	LMC	\$31,591.75	
6546590				2020 CV PS Coalition for the Homeless	03T	LMC	\$1,833.31	
6552247	2020 CV PS Coalition for the Homeless	03T	LMC	\$64,542.86				



Office of Community Planning and Development
 U.S. Department of Housing and Urban Development
 Integrated Disbursement and Information System
 PR26 - CDBG-CV Financial Summary Report
 Orange County , FL

DATE: 12-03-24
 TIME: 14:11
 PAGE: 3

Plan Year	IDIS Project	IDIS Activity	Voucher Number	Activity Name	Matrix Code	National Objective	Drawn Amount
2020	3	4381	6552270	2020 CV PS Coalition for the Homeless	03T	LMC	\$55,118.92
			6558131	2020 CV PS Coalition for the Homeless	03T	LMC	\$55,379.20
		4382	6454713	2020 CV PS Community Coordinated Care for the Children	05L	LMC	\$3,798.44
			6457063	2020 CV PS Community Coordinated Care for the Children	05L	LMC	\$9,731.99
			6457452	2020 CV PS Community Coordinated Care for the Children	05L	LMC	\$10,934.24
			6475338	2020 CV PS Community Coordinated Care for the Children	05L	LMC	\$9,258.86
			6475340	2020 CV PS Community Coordinated Care for the Children	05L	LMC	\$4,674.74
			6482818	2020 CV PS Community Coordinated Care for the Children	05L	LMC	\$9,702.44
			6483034	2020 CV PS Community Coordinated Care for the Children	05L	LMC	\$7,962.02
			6509325	2020 CV PS Community Coordinated Care for the Children	05L	LMC	\$6,318.83
			6520060	2020 CV PS Community Coordinated Care for the Children	05L	LMC	\$52,905.32
			6543810	2020 CV PS Community Coordinated Care for the Children	05L	LMC	\$10,848.57
			6544017	2020 CV PS Community Coordinated Care for the Children	05L	LMC	\$8,346.43
			6544025	2020 CV PS Community Coordinated Care for the Children	05L	LMC	\$9,239.79
			6831075	2020 CV PS Community Coordinated Care for the Children	05L	LMC	\$5,383.40
			6831077	2020 CV PS Community Coordinated Care for the Children	05L	LMC	\$4,669.84
			6831079	2020 CV PS Community Coordinated Care for the Children	05L	LMC	\$2,690.10
		4383	6446695	2020 CV PS Community Legal Service	05C	LMC	\$7,242.34
			6449480	2020 CV PS Community Legal Service	05C	LMC	\$17,772.08
			6459078	2020 CV PS Community Legal Service	05C	LMC	\$13,885.83
			6479410	2020 CV PS Community Legal Service	05C	LMC	\$52,382.01
			6496433	2020 CV PS Community Legal Service	05C	LMC	\$13,143.22
			6497149	2020 CV PS Community Legal Service	05C	LMC	\$10,847.82
			6498356	2020 CV PS Community Legal Service	05C	LMC	\$43,647.22
			6502683	2020 CV PS Community Legal Service	05C	LMC	\$18,010.75
			6547024	2020 CV PS Community Legal Service	05C	LMC	\$14,712.52
			6547182	2020 CV PS Community Legal Service	05C	LMC	\$25,194.94
			6547205	2020 CV PS Community Legal Service	05C	LMC	\$13,762.59
			6551169	2020 CV PS Community Legal Service	05C	LMC	\$9,991.01
			6564730	2020 CV PS Community Legal Service	05C	LMC	\$21.93
			6564734	2020 CV PS Community Legal Service	05C	LMC	\$115.94
			6566462	2020 CV PS Community Legal Service	05C	LMC	\$318.35
			6567846	2020 CV PS Community Legal Service	05C	LMC	\$401.63
			6568963	2020 CV PS Community Legal Service	05C	LMC	\$164.90
		4384	6455380	2020 CV PS Covenant House Florida	03T	LMC	\$3,360.88
			6461321	2020 CV PS Covenant House Florida	03T	LMC	\$3,885.14
			6467626	2020 CV PS Covenant House Florida	03T	LMC	\$4,197.08
			6472256	2020 CV PS Covenant House Florida	03T	LMC	\$10,719.36
			6478002	2020 CV PS Covenant House Florida	03T	LMC	\$8,034.54
			6480082	2020 CV PS Covenant House Florida	03T	LMC	\$6,240.63
			6505578	2020 CV PS Covenant House Florida	03T	LMC	\$5,322.11
			6505679	2020 CV PS Covenant House Florida	03T	LMC	\$6,211.99
			6507627	2020 CV PS Covenant House Florida	03T	LMC	\$5,314.03
			6552920	2020 CV PS Covenant House Florida	03T	LMC	\$6,397.81
			6552987	2020 CV PS Covenant House Florida	03T	LMC	\$3,257.43
		4385	6485748	2020 CV PS Hispanic Federation	05X	LMH	\$1,878.31
			6498281	2020 CV PS Hispanic Federation	05X	LMH	\$10,167.85
			6498631	2020 CV PS Hispanic Federation	05X	LMH	\$9,805.98
			6549877	2020 CV PS Hispanic Federation	05X	LMH	\$43,970.08
			6549878	2020 CV PS Hispanic Federation	05X	LMH	\$51,633.80
			6550152	2020 CV PS Hispanic Federation	05X	LMH	\$22,049.82
			6550231	2020 CV PS Hispanic Federation	05X	LMH	\$24,278.29
			6551765	2020 CV PS Hispanic Federation	05X	LMH	\$3,792.93
			6551922	2020 CV PS Hispanic Federation	05X	LMH	\$48,041.74
		4387	6457067	2020 CV PS Jewish Family Services (Rental Assistance)	05Q	LMC	\$693.91
			6457072	2020 CV PS Jewish Family Services (Rental Assistance)	05Q	LMC	\$2,827.89
			6457076	2020 CV PS Jewish Family Services (Rental Assistance)	05Q	LMC	\$143,402.05
			6468997	2020 CV PS Jewish Family Services (Rental Assistance)	05Q	LMC	\$551.57
			6469586	2020 CV PS Jewish Family Services (Rental Assistance)	05Q	LMC	\$120,131.41
			6472986	2020 CV PS Jewish Family Services (Rental Assistance)	05Q	LMC	\$160,928.16
			6473354	2020 CV PS Jewish Family Services (Rental Assistance)	05Q	LMC	\$144,121.81



Office of Community Planning and Development
 U.S. Department of Housing and Urban Development
 Integrated Disbursement and Information System
 PR26 - CDBG-CV Financial Summary Report
 Orange County , FL

DATE: 12-03-24
 TIME: 14:11
 PAGE: 4

Plan Year	IDIS Project	IDIS Activity	Voucher Number	Activity Name	Matrix Code	National Objective	Drawn Amount
2020	3	4387	6492215	2020 CV PS Jewish Family Services (Rental Assistance)	05Q	LMC	\$4,466.62
			6519884	2020 CV PS Jewish Family Services (Rental Assistance)	05Q	LMC	\$463.51
			6543994	2020 CV PS Jewish Family Services (Rental Assistance)	05Q	LMC	\$59,224.73
			6544028	2020 CV PS Jewish Family Services (Rental Assistance)	05Q	LMC	\$102,537.68
			6546409	2020 CV PS Jewish Family Services (Rental Assistance)	05Q	LMC	\$276,500.66
		4388	6461314	2020 CV PS Jewish Family Services (Food Pantry staff)	05W	LMC	\$3,635.94
			6461315	2020 CV PS Jewish Family Services (Food Pantry staff)	05W	LMC	\$3,945.84
			6461316	2020 CV PS Jewish Family Services (Food Pantry staff)	05W	LMC	\$3,839.09
			6470236	2020 CV PS Jewish Family Services (Food Pantry staff)	05W	LMC	\$4,241.38
			6470242	2020 CV PS Jewish Family Services (Food Pantry staff)	05W	LMC	\$3,555.20
			6470381	2020 CV PS Jewish Family Services (Food Pantry staff)	05W	LMC	\$4,242.99
			6479860	2020 CV PS Jewish Family Services (Food Pantry staff)	05W	LMC	\$3,752.96
			6492053	2020 CV PS Jewish Family Services (Food Pantry staff)	05W	LMC	\$3,752.96
			6513577	2020 CV PS Jewish Family Services (Food Pantry staff)	05W	LMC	\$4,033.64
		4389	6494330	2020 CV PS LifeStream Behavioral Center	03T	LMC	\$4,824.84
			6498686	2020 CV PS LifeStream Behavioral Center	03T	LMC	\$8,887.82
			6498687	2020 CV PS LifeStream Behavioral Center	03T	LMC	\$11,342.07
			6515945	2020 CV PS LifeStream Behavioral Center	03T	LMC	\$140.50
			6530323	2020 CV PS LifeStream Behavioral Center	03T	LMC	\$2,254.18
			6546663	2020 CV PS LifeStream Behavioral Center	03T	LMC	\$3,589.84
			6546664	2020 CV PS LifeStream Behavioral Center	03T	LMC	\$1,700.00
			6579301	2020 CV PS LifeStream Behavioral Center	03T	LMC	\$3,510.75
		4390	6459079	2020 CV PS Seniors First	05A	LMC	\$2,899.23
			6459081	2020 CV PS Seniors First	05A	LMC	\$12,451.34
			6460464	2020 CV PS Seniors First	05A	LMC	\$1,811.28
			6460469	2020 CV PS Seniors First	05A	LMC	\$1,710.09
			6466539	2020 CV PS Seniors First	05A	LMC	\$1,851.16
			6500879	2020 CV PS Seniors First	05A	LMC	\$16,734.60
			6529166	2020 CV PS Seniors First	05A	LMC	\$2,654.01
			6529182	2020 CV PS Seniors First	05A	LMC	\$1,268.28
			6547387	2020 CV PS Seniors First	05A	LMC	\$31,638.17
			6551545	2020 CV PS Seniors First	05A	LMC	\$31,168.20
			6551689	2020 CV PS Seniors First	05A	LMC	\$32,806.72
			6552886	2020 CV PS Seniors First	05A	LMC	\$23,006.43
		4391	6416548	2020 CV PS SOS by Urbander	05H	LMA	\$3,000.00
			6461317	2020 CV PS SOS by Urbander	05H	LMA	\$1,500.00
			6461319	2020 CV PS SOS by Urbander	05H	LMA	\$1,500.00
			6496418	2020 CV PS SOS by Urbander	05H	LMA	\$750.00
			6508604	2020 CV PS SOS by Urbander	05H	LMA	\$750.00
			6515084	2020 CV PS SOS by Urbander	05H	LMA	\$4,750.00
			6551623	2020 CV PS SOS by Urbander	05H	LMA	\$4,950.00
			6551673	2020 CV PS SOS by Urbander	05H	LMA	\$4,000.00
			6551851	2020 CV PS SOS by Urbander	05H	LMA	\$1,500.00
			6551853	2020 CV PS SOS by Urbander	05H	LMA	\$750.00
			6551854	2020 CV PS SOS by Urbander	05H	LMA	\$750.00
		4392	6500198	2020 CV PS The Jobs Partnership	05H	LMC	\$5,832.66
			6500212	2020 CV PS The Jobs Partnership	05H	LMC	\$5,068.30
			6510877	2020 CV PS The Jobs Partnership	05H	LMC	\$5,398.90
			6518392	2020 CV PS The Jobs Partnership	05H	LMC	\$5,148.82
			6521276	2020 CV PS The Jobs Partnership	05H	LMC	\$3,755.51
			6521281	2020 CV PS The Jobs Partnership	05H	LMC	\$4,399.80
			6545413	2020 CV PS The Jobs Partnership	05H	LMC	\$6,205.46
			6593132	2020 CV PS The Jobs Partnership	05H	LMC	\$4,546.82
			6593135	2020 CV PS The Jobs Partnership	05H	LMC	\$4,690.25
			6593138	2020 CV PS The Jobs Partnership	05H	LMC	\$4,655.55
		4393	6489520	2020 CV PS United Against Poverty	05Z	LMC	\$8,210.06
			6489522	2020 CV PS United Against Poverty	05Z	LMC	\$7,873.87
			6489801	2020 CV PS United Against Poverty	05Z	LMC	\$9,972.36
			6491171	2020 CV PS United Against Poverty	05Z	LMC	\$22,455.42
			6491181	2020 CV PS United Against Poverty	05Z	LMC	\$16,340.56
			6491509	2020 CV PS United Against Poverty	05Z	LMC	\$16,497.07



Office of Community Planning and Development
 U.S. Department of Housing and Urban Development
 Integrated Disbursement and Information System
 PR26 - CDBG-CV Financial Summary Report
 Orange County , FL

DATE: 12-03-24
 TIME: 14:11
 PAGE: 5

Plan Year	IDIS Project	IDIS Activity	Voucher Number	Activity Name	Matrix Code	National Objective	Drawn Amount	
2020	3	4393	6491512	2020 CV PS United Against Poverty	05Z	LMC	\$16,492.94	
			6491514	2020 CV PS United Against Poverty	05Z	LMC	\$17,058.24	
			6494370	2020 CV PS United Against Poverty	05Z	LMC	\$23,335.62	
			6494384	2020 CV PS United Against Poverty	05Z	LMC	\$13,435.26	
			6500830	2020 CV PS United Against Poverty	05Z	LMC	\$13,365.22	
			6523107	2020 CV PS United Against Poverty	05Z	LMC	\$18,965.50	
			4394	6499684	2020 CV PS Grand Avenue (Pathlight Home for Covid)	05Z	LMC	\$435.75
		6499738	2020 CV PS Grand Avenue (Pathlight Home for Covid)	05Z	LMC	\$2,421.16		
		6499783	2020 CV PS Grand Avenue (Pathlight Home for Covid)	05Z	LMC	\$2,837.88		
		6508491	2020 CV PS Grand Avenue (Pathlight Home for Covid)	05Z	LMC	\$7,427.98		
		6508582	2020 CV PS Grand Avenue (Pathlight Home for Covid)	05Z	LMC	\$4,840.88		
		6508594	2020 CV PS Grand Avenue (Pathlight Home for Covid)	05Z	LMC	\$6,621.79		
		6531581	2020 CV PS Grand Avenue (Pathlight Home for Covid)	05Z	LMC	\$4,179.68		
		6534482	2020 CV PS Grand Avenue (Pathlight Home for Covid)	05Z	LMC	\$1,642.64		
	6534640	2020 CV PS Grand Avenue (Pathlight Home for Covid)	05Z	LMC	\$3,610.24			
	18	4750	6644330	2020 CV3 CIP Aspire Health partners (MAT Clinic)	03P	LMC	\$98,788.04	
			6666476	2020 CV3 CIP Aspire Health partners (MAT Clinic)	03P	LMC	\$34,973.96	
			4751	6665580	2020 CV3 CIP Jewish Family Services (Food Pantry)	05W	LMC	\$41,711.03
		4884	6664960	2020 CV3 CIP Grand Avenue Eco Dev Acquisition 3240 W Colonial	01	LMA	\$1,540,000.00	
		4971	6767329	2022 CDBG CV3 CIP Primrose Center	03B	LMC	\$72,450.00	
			6767387	2022 CDBG CV3 CIP Primrose Center	03B	LMC	\$205,275.00	
			6836654	2022 CDBG CV3 CIP Primrose Center	03B	LMC	\$353,364.64	
			6852830	2022 CDBG CV3 CIP Primrose Center	03B	LMC	\$30,727.36	
			4972	6765768	2022 CDBG CV3 CIP United Against Poverty	03E	LMC	\$353,586.60
		5055	6863767	2022 CDBG CV3 CIP United Against Poverty	03E	LMC	\$39,287.40	
			6908025	2020 CV3 Catholic Charities of Central Florida (food pantry expansion)	03E	LMA	\$90,222.30	
			6927610	2020 CV3 Catholic Charities of Central Florida (food pantry expansion)	03E	LMA	\$33,986.25	
		5070	6947731	2020 CV3 Catholic Charities of Central Florida (food pantry expansion)	03E	LMA	\$129,441.45	
			6847467	2023 CV3 CIP Pathways Drop In Center - Office and Pavilion	03C	LMC	\$70,200.00	
			6864594	2023 CV3 CIP Pathways Drop In Center - Office and Pavilion	03C	LMC	\$39,960.00	
			6889609	2023 CV3 CIP Pathways Drop In Center - Office and Pavilion	03C	LMC	\$43,200.00	
		19	4650	6930630	2023 CV3 CIP Pathways Drop In Center - Office and Pavilion	03C	LMC	\$25,650.00
				6610964	2020 CV3 PS Aspire (Detox Program)	05F	LMC	\$8,947.75
				6610965	2020 CV3 PS Aspire (Detox Program)	05F	LMC	\$11,811.03
				6611230	2020 CV3 PS Aspire (Detox Program)	05F	LMC	\$10,379.39
				6628797	2020 CV3 PS Aspire (Detox Program)	05F	LMC	\$18,611.32
				6634566	2020 CV3 PS Aspire (Detox Program)	05F	LMC	\$22,906.24
				6634584	2020 CV3 PS Aspire (Detox Program)	05F	LMC	\$18,611.32
	6654874			2020 CV3 PS Aspire (Detox Program)	05F	LMC	\$17,179.68	
	6676281			2020 CV3 PS Aspire (Detox Program)	05F	LMC	\$21,474.60	
	6676282			2020 CV3 PS Aspire (Detox Program)	05F	LMC	\$3,221.19	
	6676285			2020 CV3 PS Aspire (Detox Program)	05F	LMC	\$3,937.01	
	6676323			2020 CV3 PS Aspire (Detox Program)	05F	LMC	\$3,221.19	
	6676325			2020 CV3 PS Aspire (Detox Program)	05F	LMC	\$1,431.64	
	6676327			2020 CV3 PS Aspire (Detox Program)	05F	LMC	\$3,579.10	
	6678610		2020 CV3 PS Aspire (Detox Program)	05F	LMC	\$21,832.51		
	4651		6623159	2020 CV3 PS Catholic Charities (food Pantry)	05W	LMA	\$1,508.61	
6623164			2020 CV3 PS Catholic Charities (food Pantry)	05W	LMA	\$2,524.61		
6623169			2020 CV3 PS Catholic Charities (food Pantry)	05W	LMA	\$2,532.50		
6623180			2020 CV3 PS Catholic Charities (food Pantry)	05W	LMA	\$3,799.61		
6623205			2020 CV3 PS Catholic Charities (food Pantry)	05W	LMA	\$2,535.96		
6623211			2020 CV3 PS Catholic Charities (food Pantry)	05W	LMA	\$2,535.96		
6623218			2020 CV3 PS Catholic Charities (food Pantry)	05W	LMA	\$2,540.78		
6623223			2020 CV3 PS Catholic Charities (food Pantry)	05W	LMA	\$2,524.61		
6641990			2020 CV3 PS Catholic Charities (food Pantry)	05W	LMA	\$3,047.80		
6655699			2020 CV3 PS Catholic Charities (food Pantry)	05W	LMA	\$4,377.81		
6669033			2020 CV3 PS Catholic Charities (food Pantry)	05W	LMA	\$2,071.75		
4652			6614625	2020 CV3 PS Catholic Charities (housing stability)	05U	LMC	\$3,272.38	
		6614647	2020 CV3 PS Catholic Charities (housing stability)	05U	LMC	\$4,959.43		
	6614651	2020 CV3 PS Catholic Charities (housing stability)	05U	LMC	\$3,295.47			
	6614655	2020 CV3 PS Catholic Charities (housing stability)	05U	LMC	\$699.38			



Office of Community Planning and Development
 U.S. Department of Housing and Urban Development
 Integrated Disbursement and Information System
 PR26 - CDBG-CV Financial Summary Report
 Orange County , FL

DATE: 12-03-24
 TIME: 14:11
 PAGE: 6

Plan Year	IDIS Project	IDIS Activity	Voucher Number	Activity Name	Matrix Code	National Objective	Drawn Amount			
2020	19	4652	6614700	2020 CV3 PS Catholic Charities (housing stability)	05U	LMC	\$3,389.80			
			6614714	2020 CV3 PS Catholic Charities (housing stability)	05U	LMC	\$3,270.93			
			6614718	2020 CV3 PS Catholic Charities (housing stability)	05U	LMC	\$3,271.33			
			6614724	2020 CV3 PS Catholic Charities (housing stability)	05U	LMC	\$2,774.09			
			6656767	2020 CV3 PS Catholic Charities (housing stability)	05U	LMC	\$7,606.60			
			6656817	2020 CV3 PS Catholic Charities (housing stability)	05U	LMC	\$5,558.66			
			6666459	2020 CV3 PS Catholic Charities (housing stability)	05U	LMC	\$4,656.65			
			6684964	2020 CV3 PS Catholic Charities (housing stability)	05U	LMC	\$1,094.94			
			6684968	2020 CV3 PS Catholic Charities (housing stability)	05U	LMC	\$1,639.82			
			6684973	2020 CV3 PS Catholic Charities (housing stability)	05U	LMC	\$1,258.85			
			6684976	2020 CV3 PS Catholic Charities (housing stability)	05U	LMC	\$974.17			
			6684980	2020 CV3 PS Catholic Charities (housing stability)	05U	LMC	\$1,222.21			
			6684984	2020 CV3 PS Catholic Charities (housing stability)	05U	LMC	\$1,055.29			
			4653			6604603	2020 CV3 PS Coalition for the Homeless	05H	LMC	\$2,832.85
						6610067	2020 CV3 PS Coalition for the Homeless	05H	LMC	\$11,605.47
						6610070	2020 CV3 PS Coalition for the Homeless	05H	LMC	\$8,413.41
						6612028	2020 CV3 PS Coalition for the Homeless	05H	LMC	\$10,992.54
						6612038	2020 CV3 PS Coalition for the Homeless	05H	LMC	\$5,091.72
						6612053	2020 CV3 PS Coalition for the Homeless	05H	LMC	\$8,714.71
						6624505	2020 CV3 PS Coalition for the Homeless	05H	LMC	\$12,723.71
						6653767	2020 CV3 PS Coalition for the Homeless	05H	LMC	\$12,831.37
						6655013	2020 CV3 PS Coalition for the Homeless	05H	LMC	\$9,072.82
						6728302	2020 CV3 PS Coalition for the Homeless	05H	LMC	\$8,326.85
			4654			6732631	2020 CV3 PS Coalition for the Homeless	05H	LMC	\$7,101.63
						6571046	2020 CV3 PS Community Coordinated Care for Children	05L	LMC	\$39,719.02
						6571057	2020 CV3 PS Community Coordinated Care for Children	05L	LMC	\$4,924.05
						6571060	2020 CV3 PS Community Coordinated Care for Children	05L	LMC	\$23,947.12
						6603154	2020 CV3 PS Community Coordinated Care for Children	05L	LMC	\$35,770.98
						6607799	2020 CV3 PS Community Coordinated Care for Children	05L	LMC	\$21,569.81
						6608221	2020 CV3 PS Community Coordinated Care for Children	05L	LMC	\$12,753.17
						6621746	2020 CV3 PS Community Coordinated Care for Children	05L	LMC	\$12,535.12
						6634678	2020 CV3 PS Community Coordinated Care for Children	05L	LMC	\$13,554.15
						6643103	2020 CV3 PS Community Coordinated Care for Children	05L	LMC	\$14,999.64
			4655			6647012	2020 CV3 PS Community Coordinated Care for Children	05L	LMC	\$11,125.96
						6665631	2020 CV3 PS Community Coordinated Care for Children	05L	LMC	\$11,657.05
						6678944	2020 CV3 PS Community Coordinated Care for Children	05L	LMC	\$4,759.42
						6604523	2020 CV3 PS Community Legal Services of Mid Florida	05C	LMC	\$13,424.96
						6605927	2020 CV3 PS Community Legal Services of Mid Florida	05C	LMC	\$12,910.30
						6609318	2020 CV3 PS Community Legal Services of Mid Florida	05C	LMC	\$11,215.47
						6612114	2020 CV3 PS Community Legal Services of Mid Florida	05C	LMC	\$10,476.54
						6626987	2020 CV3 PS Community Legal Services of Mid Florida	05C	LMC	\$13,350.32
						6636238	2020 CV3 PS Community Legal Services of Mid Florida	05C	LMC	\$20,484.27
						6637608	2020 CV3 PS Community Legal Services of Mid Florida	05C	LMC	\$13,291.46
			4656			6655706	2020 CV3 PS Community Legal Services of Mid Florida	05C	LMC	\$25,035.20
						6662604	2020 CV3 PS Community Legal Services of Mid Florida	05C	LMC	\$17,416.23
						6679280	2020 CV3 PS Community Legal Services of Mid Florida	05C	LMC	\$33,936.05
						6682018	2020 CV3 PS Community Legal Services of Mid Florida	05C	LMC	\$54,493.25
						6683456	2020 CV3 PS Community Legal Services of Mid Florida	05C	LMC	\$1,387.34
						6684770	2020 CV3 PS Community Legal Services of Mid Florida	05C	LMC	\$1,710.71
						6687534	2020 CV3 PS Community Legal Services of Mid Florida	05C	LMC	\$2,974.70
						6689523	2020 CV3 PS Community Legal Services of Mid Florida	05C	LMC	\$4,400.00
						6697919	2020 CV3 PS Community Legal Services of Mid Florida	05C	LMC	\$47,046.50
						6603128	2020 CV3 PS Covenant House Florida	05D	LMC	\$2,472.51
			6605536	2020 CV3 PS Covenant House Florida	05D	LMC	\$6,020.78			
			6605547	2020 CV3 PS Covenant House Florida	05D	LMC	\$4,287.61			
			6608264	2020 CV3 PS Covenant House Florida	05D	LMC	\$3,992.19			
			6609322	2020 CV3 PS Covenant House Florida	05D	LMC	\$4,328.08			
			6609329	2020 CV3 PS Covenant House Florida	05D	LMC	\$3,345.62			
			6634688	2020 CV3 PS Covenant House Florida	05D	LMC	\$2,377.79			
			6637592	2020 CV3 PS Covenant House Florida	05D	LMC	\$3,963.58			
			6661635	2020 CV3 PS Covenant House Florida	05D	LMC	\$5,303.69			



Office of Community Planning and Development
 U.S. Department of Housing and Urban Development
 Integrated Disbursement and Information System
 PR26 - CDBG-CV Financial Summary Report
 Orange County , FL

DATE: 12-03-24
 TIME: 14:11
 PAGE: 7

Plan Year	IDIS Project	IDIS Activity	Voucher Number	Activity Name	Matrix Code	National Objective	Drawn Amount	
2020	19	4656	6662587	2020 CV3 PS Covenant House Florida	05D	LMC	\$4,053.65	
			6676520	2020 CV3 PS Covenant House Florida	05D	LMC	\$4,060.84	
			6688731	2020 CV3 PS Covenant House Florida	05D	LMC	\$4,212.50	
			6717831	2020 CV3 PS Covenant House Florida	05D	LMC	\$3,854.68	
		4657	6735785	2020 CV3 PS Covenant House Florida	05D	LMC	\$4,089.82	
			6568959	2020 CV3 PS Grand Ave (job readiness)	05H	LMA	\$3,580.00	
			6574697	2020 CV3 PS Grand Ave (job readiness)	05H	LMA	\$4,907.62	
			6612632	2020 CV3 PS Grand Ave (job readiness)	05H	LMA	\$8,621.47	
			6612656	2020 CV3 PS Grand Ave (job readiness)	05H	LMA	\$8,603.09	
			6619456	2020 CV3 PS Grand Ave (job readiness)	05H	LMA	\$11,071.71	
			6621694	2020 CV3 PS Grand Ave (job readiness)	05H	LMA	\$8,635.79	
			6628135	2020 CV3 PS Grand Ave (job readiness)	05H	LMA	\$8,526.18	
			6634669	2020 CV3 PS Grand Ave (job readiness)	05H	LMA	\$8,644.44	
			6637850	2020 CV3 PS Grand Ave (job readiness)	05H	LMA	\$7,209.84	
			6655109	2020 CV3 PS Grand Ave (job readiness)	05H	LMA	\$11,369.56	
			6666965	2020 CV3 PS Grand Ave (job readiness)	05H	LMA	\$7,051.33	
			6680539	2020 CV3 PS Grand Ave (job readiness)	05H	LMA	\$7,972.35	
			4658	6591182	2020 CV3 PS Health Care Center for the Homeless	05M	LMA	\$34,277.60
				6591183	2020 CV3 PS Health Care Center for the Homeless	05M	LMA	\$59,805.76
				6593250	2020 CV3 PS Health Care Center for the Homeless	05M	LMA	\$36,869.72
		6593543		2020 CV3 PS Health Care Center for the Homeless	05M	LMA	\$51,315.85	
		6610958		2020 CV3 PS Health Care Center for the Homeless	05M	LMA	\$44,649.49	
		6618063		2020 CV3 PS Health Care Center for the Homeless	05M	LMA	\$35,806.75	
		6618108		2020 CV3 PS Health Care Center for the Homeless	05M	LMA	\$33,381.96	
		6633046		2020 CV3 PS Health Care Center for the Homeless	05M	LMA	\$34,047.30	
		6647090		2020 CV3 PS Health Care Center for the Homeless	05M	LMA	\$22,491.04	
		6654229		2020 CV3 PS Health Care Center for the Homeless	05M	LMA	\$22,448.99	
		6676525		2020 CV3 PS Health Care Center for the Homeless	05M	LMA	\$16,589.51	
		6680543		2020 CV3 PS Health Care Center for the Homeless	05M	LMA	\$1,393.98	
		6681880		2020 CV3 PS Health Care Center for the Homeless	05M	LMA	\$25,523.18	
		6688368		2020 CV3 PS Health Care Center for the Homeless	05M	LMA	\$41,961.71	
		4659	6569983	2020 CV3 PS Hispanic Federation (housing stability)	05X	LMC	\$3,400.02	
			6569984	2020 CV3 PS Hispanic Federation (housing stability)	05X	LMC	\$3,847.64	
			6569985	2020 CV3 PS Hispanic Federation (housing stability)	05X	LMC	\$3,847.64	
			6592467	2020 CV3 PS Hispanic Federation (housing stability)	05X	LMC	\$3,847.64	
			6603064	2020 CV3 PS Hispanic Federation (housing stability)	05X	LMC	\$3,847.64	
			6605681	2020 CV3 PS Hispanic Federation (housing stability)	05X	LMC	\$5,771.45	
			6635333	2020 CV3 PS Hispanic Federation (housing stability)	05X	LMC	\$3,959.86	
			6635511	2020 CV3 PS Hispanic Federation (housing stability)	05X	LMC	\$4,097.42	
			6653389	2020 CV3 PS Hispanic Federation (housing stability)	05X	LMC	\$4,097.42	
			6653462	2020 CV3 PS Hispanic Federation (housing stability)	05X	LMC	\$4,097.42	
			6665593	2020 CV3 PS Hispanic Federation (housing stability)	05X	LMC	\$4,097.42	
			6680532	2020 CV3 PS Hispanic Federation (housing stability)	05X	LMC	\$4,097.42	
			6688150	2020 CV3 PS Hispanic Federation (housing stability)	05X	LMC	\$991.00	
			4660	6560512	2020 CV3 PS Hispanic Federation (CV19 education and outreach)	05M	LMC	\$3,942.81
		6560951		2020 CV3 PS Hispanic Federation (CV19 education and outreach)	05M	LMC	\$1,831.40	
		6561217		2020 CV3 PS Hispanic Federation (CV19 education and outreach)	05M	LMC	\$5,040.38	
		6569982		2020 CV3 PS Hispanic Federation (CV19 education and outreach)	05M	LMC	\$8,075.25	
		6571568		2020 CV3 PS Hispanic Federation (CV19 education and outreach)	05M	LMC	\$8,780.10	
		6593660		2020 CV3 PS Hispanic Federation (CV19 education and outreach)	05M	LMC	\$11,973.43	
		6603076		2020 CV3 PS Hispanic Federation (CV19 education and outreach)	05M	LMC	\$4,061.31	
		6605567		2020 CV3 PS Hispanic Federation (CV19 education and outreach)	05M	LMC	\$9,610.03	
6605574	2020 CV3 PS Hispanic Federation (CV19 education and outreach)	05M		LMC	\$6,235.85			
6636222	2020 CV3 PS Hispanic Federation (CV19 education and outreach)	05M		LMC	\$4,085.98			
6636227	2020 CV3 PS Hispanic Federation (CV19 education and outreach)	05M		LMC	\$5,483.04			
6640422	2020 CV3 PS Hispanic Federation (CV19 education and outreach)	05M		LMC	\$4,635.21			
6640570	2020 CV3 PS Hispanic Federation (CV19 education and outreach)	05M		LMC	\$1,242.77			
4661	6623092	2020 CV3 PS Hope Community Center		05X	LMC	\$4,782.13		
	6623097	2020 CV3 PS Hope Community Center	05X	LMC	\$3,188.09			
	6623111	2020 CV3 PS Hope Community Center	05X	LMC	\$3,252.46			
	6623121	2020 CV3 PS Hope Community Center	05X	LMC	\$1,912.86			



Office of Community Planning and Development
 U.S. Department of Housing and Urban Development
 Integrated Disbursement and Information System
 PR26 - CDBG-CV Financial Summary Report
 Orange County , FL

DATE: 12-03-24
 TIME: 14:11
 PAGE: 8

Plan Year	IDIS Project	IDIS Activity	Voucher Number	Activity Name	Matrix Code	National Objective	Drawn Amount
2020	19	4661	6623127	2020 CV3 PS Hope Community Center	05X	LMC	\$3,188.09
			6623131	2020 CV3 PS Hope Community Center	05X	LMC	\$3,188.09
			6623144	2020 CV3 PS Hope Community Center	05X	LMC	\$3,252.46
			6625278	2020 CV3 PS Hope Community Center	05X	LMC	\$3,478.10
			6627144	2020 CV3 PS Hope Community Center	05X	LMC	\$5,036.55
			6648125	2020 CV3 PS Hope Community Center	05X	LMC	\$1,149.89
			6648128	2020 CV3 PS Hope Community Center	05X	LMC	\$456.53
			6648142	2020 CV3 PS Hope Community Center	05X	LMC	\$526.28
			6648154	2020 CV3 PS Hope Community Center	05X	LMC	\$7,767.86
			6653939	2020 CV3 PS Hope Community Center	05X	LMC	\$5,632.52
			6659594	2020 CV3 PS Hope Community Center	05X	LMC	\$3,188.09
		4662	6674263	2020 CV3 PS HANDS	05X	LMC	\$24,880.00
			6674276	2020 CV3 PS HANDS	05X	LMC	\$15,938.18
			6674281	2020 CV3 PS HANDS	05X	LMC	\$21,976.90
			6674386	2020 CV3 PS HANDS	05X	LMC	\$14,419.90
			6674464	2020 CV3 PS HANDS	05X	LMC	\$28,778.55
			6674469	2020 CV3 PS HANDS	05X	LMC	\$19,641.49
			6674504	2020 CV3 PS HANDS	05X	LMC	\$14,089.85
			6674512	2020 CV3 PS HANDS	05X	LMC	\$18,195.99
			6676369	2020 CV3 PS HANDS	05X	LMC	\$16,278.35
			6676372	2020 CV3 PS HANDS	05X	LMC	\$14,231.48
			6678340	2020 CV3 PS HANDS	05X	LMC	\$5,569.32
			6680496	2020 CV3 PS HANDS	05X	LMC	\$5,999.99
		4663	6574696	2020 CV3 PS IDIGNITY	05C	LMC	\$5,428.83
			6574698	2020 CV3 PS IDIGNITY	05C	LMC	\$5,237.10
			6592873	2020 CV3 PS IDIGNITY	05C	LMC	\$5,160.52
			6597060	2020 CV3 PS IDIGNITY	05C	LMC	\$5,414.90
			6610058	2020 CV3 PS IDIGNITY	05C	LMC	\$6,553.60
			6621250	2020 CV3 PS IDIGNITY	05C	LMC	\$8,987.28
			6621303	2020 CV3 PS IDIGNITY	05C	LMC	\$3,166.13
			6638033	2020 CV3 PS IDIGNITY	05C	LMC	\$2,578.31
			6641969	2020 CV3 PS IDIGNITY	05C	LMC	\$11,091.20
			6653958	2020 CV3 PS IDIGNITY	05C	LMC	\$476.87
			6665468	2020 CV3 PS IDIGNITY	05C	LMC	\$7,716.21
			6678901	2020 CV3 PS IDIGNITY	05C	LMC	\$2,369.05
		4664	6560728	2020 CV3 PS Jewish Family Service (housing stability)	05X	LMC	\$1,261.23
			6567414	2020 CV3 PS Jewish Family Service (housing stability)	05X	LMC	\$4,760.66
			6594735	2020 CV3 PS Jewish Family Service (housing stability)	05X	LMC	\$3,982.12
			6594736	2020 CV3 PS Jewish Family Service (housing stability)	05X	LMC	\$4,092.21
			6624389	2020 CV3 PS Jewish Family Service (housing stability)	05X	LMC	\$4,817.02
			6624398	2020 CV3 PS Jewish Family Service (housing stability)	05X	LMC	\$4,099.06
			6638020	2020 CV3 PS Jewish Family Service (housing stability)	05X	LMC	\$5,063.64
			6638027	2020 CV3 PS Jewish Family Service (housing stability)	05X	LMC	\$4,161.71
			6653954	2020 CV3 PS Jewish Family Service (housing stability)	05X	LMC	\$4,178.20
			6666446	2020 CV3 PS Jewish Family Service (housing stability)	05X	LMC	\$2,353.47
		4665	6559339	2020 CV3 PS Jewish Family Service (Food Pantry staffing needs)	05W	LMC	\$3,278.98
			6559382	2020 CV3 PS Jewish Family Service (Food Pantry staffing needs)	05W	LMC	\$3,582.39
			6559444	2020 CV3 PS Jewish Family Service (Food Pantry staffing needs)	05W	LMC	\$4,298.26
			6559722	2020 CV3 PS Jewish Family Service (Food Pantry staffing needs)	05W	LMC	\$3,510.89
			6567401	2020 CV3 PS Jewish Family Service (Food Pantry staffing needs)	05W	LMC	\$3,661.06
			6592351	2020 CV3 PS Jewish Family Service (Food Pantry staffing needs)	05W	LMC	\$3,747.85
			6594634	2020 CV3 PS Jewish Family Service (Food Pantry staffing needs)	05W	LMC	\$3,826.54
			6624368	2020 CV3 PS Jewish Family Service (Food Pantry staffing needs)	05W	LMC	\$4,422.62
			6624375	2020 CV3 PS Jewish Family Service (Food Pantry staffing needs)	05W	LMC	\$3,549.72
			6636226	2020 CV3 PS Jewish Family Service (Food Pantry staffing needs)	05W	LMC	\$3,152.81
			6636233	2020 CV3 PS Jewish Family Service (Food Pantry staffing needs)	05W	LMC	\$4,546.30
			6637305	2020 CV3 PS Jewish Family Service (Food Pantry staffing needs)	05W	LMC	\$5,337.58
		4666	6582347	2020 CV3 PS Legal Aid Society of Orange County Bar Assoc	05C	LMC	\$19,229.65
			6582364	2020 CV3 PS Legal Aid Society of Orange County Bar Assoc	05C	LMC	\$4,840.92
			6582371	2020 CV3 PS Legal Aid Society of Orange County Bar Assoc	05C	LMC	\$10,949.86
			6605560	2020 CV3 PS Legal Aid Society of Orange County Bar Assoc	05C	LMC	\$13,549.34



Office of Community Planning and Development
 U.S. Department of Housing and Urban Development
 Integrated Disbursement and Information System
 PR26 - CDBG-CV Financial Summary Report
 Orange County , FL

DATE: 12-03-24
 TIME: 14:11
 PAGE: 9

Plan Year	IDIS Project	IDIS Activity	Voucher Number	Activity Name	Matrix Code	National Objective	Drawn Amount
2020	19	4666	6608255	2020 CV3 PS Legal Aid Society of Orange County Bar Assoc	05C	LMC	\$15,318.07
			6611739	2020 CV3 PS Legal Aid Society of Orange County Bar Assoc	05C	LMC	\$13,188.22
			6635883	2020 CV3 PS Legal Aid Society of Orange County Bar Assoc	05C	LMC	\$14,795.35
			6644466	2020 CV3 PS Legal Aid Society of Orange County Bar Assoc	05C	LMC	\$19,770.26
			6661209	2020 CV3 PS Legal Aid Society of Orange County Bar Assoc	05C	LMC	\$34,475.05
			6661216	2020 CV3 PS Legal Aid Society of Orange County Bar Assoc	05C	LMC	\$23,312.96
			6666958	2020 CV3 PS Legal Aid Society of Orange County Bar Assoc	05C	LMC	\$22,783.29
			6681195	2020 CV3 PS Legal Aid Society of Orange County Bar Assoc	05C	LMC	\$32,843.48
			6809215	2020 CV3 PS Legal Aid Society of Orange County Bar Assoc	05C	LMC	\$16,341.71
			6826321	2020 CV3 PS Legal Aid Society of Orange County Bar Assoc	05C	LMC	\$20,297.92
			6827878	2020 CV3 PS Legal Aid Society of Orange County Bar Assoc	05C	LMC	\$8,335.10
			6841568	2020 CV3 PS Legal Aid Society of Orange County Bar Assoc	05C	LMC	\$29,968.82
		4667	6569362	2020 CV3 PS LGBT+ Center Orlando	05X	LMC	\$2,097.19
			6569371	2020 CV3 PS LGBT+ Center Orlando	05X	LMC	\$3,369.20
			6569377	2020 CV3 PS LGBT+ Center Orlando	05X	LMC	\$3,996.12
			6569895	2020 CV3 PS LGBT+ Center Orlando	05X	LMC	\$3,455.60
			6601481	2020 CV3 PS LGBT+ Center Orlando	05X	LMC	\$3,487.00
			6601491	2020 CV3 PS LGBT+ Center Orlando	05X	LMC	\$5,289.83
			6603100	2020 CV3 PS LGBT+ Center Orlando	05X	LMC	\$3,731.12
			6603122	2020 CV3 PS LGBT+ Center Orlando	05X	LMC	\$3,622.27
			6628966	2020 CV3 PS LGBT+ Center Orlando	05X	LMC	\$3,791.25
			6653696	2020 CV3 PS LGBT+ Center Orlando	05X	LMC	\$3,622.27
			6653708	2020 CV3 PS LGBT+ Center Orlando	05X	LMC	\$3,755.09
			6653711	2020 CV3 PS LGBT+ Center Orlando	05X	LMC	\$7,287.58
		4668	6568960	2020 CV3 PS Life Concepts (Quest)	05B	LMC	\$3,761.11
			6568961	2020 CV3 PS Life Concepts (Quest)	05B	LMC	\$631.33
			6594477	2020 CV3 PS Life Concepts (Quest)	05B	LMC	\$8,599.67
			6601494	2020 CV3 PS Life Concepts (Quest)	05B	LMC	\$8,052.66
			6601816	2020 CV3 PS Life Concepts (Quest)	05B	LMC	\$105.78
			6604591	2020 CV3 PS Life Concepts (Quest)	05B	LMC	\$455.42
			6604597	2020 CV3 PS Life Concepts (Quest)	05B	LMC	\$12,394.03
		4669	6585679	2020 CV3 PS Lighthouse Central Florida	05B	LMC	\$4,061.38
			6587310	2020 CV3 PS Lighthouse Central Florida	05B	LMC	\$5,288.09
			6591180	2020 CV3 PS Lighthouse Central Florida	05B	LMC	\$1,704.76
			6605907	2020 CV3 PS Lighthouse Central Florida	05B	LMC	\$5,818.71
			6606972	2020 CV3 PS Lighthouse Central Florida	05B	LMC	\$8,841.12
			6614554	2020 CV3 PS Lighthouse Central Florida	05B	LMC	\$6,448.79
			6645778	2020 CV3 PS Lighthouse Central Florida	05B	LMC	\$3,606.26
			6645787	2020 CV3 PS Lighthouse Central Florida	05B	LMC	\$5,888.29
			6648147	2020 CV3 PS Lighthouse Central Florida	05B	LMC	\$3,342.60
		4670	6621602	2020 CV3 PS Pathways Drop-In Center	03T	LMC	\$2,806.14
			6621613	2020 CV3 PS Pathways Drop-In Center	03T	LMC	\$3,707.74
			6621622	2020 CV3 PS Pathways Drop-In Center	03T	LMC	\$3,601.44
			6625594	2020 CV3 PS Pathways Drop-In Center	03T	LMC	\$3,728.99
			6647816	2020 CV3 PS Pathways Drop-In Center	03T	LMC	\$9,825.18
			6654453	2020 CV3 PS Pathways Drop-In Center	03T	LMC	\$14,927.84
			6676276	2020 CV3 PS Pathways Drop-In Center	03T	LMC	\$3,736.38
			6676294	2020 CV3 PS Pathways Drop-In Center	03T	LMC	\$15,492.10
			6676298	2020 CV3 PS Pathways Drop-In Center	03T	LMC	\$10,755.13
			6688768	2020 CV3 PS Pathways Drop-In Center	03T	LMC	\$7,099.21
			6723521	2020 CV3 PS Pathways Drop-In Center	03T	LMC	\$5,719.67
			6740349	2020 CV3 PS Pathways Drop-In Center	03T	LMC	\$12,074.65
			6742551	2020 CV3 PS Pathways Drop-In Center	03T	LMC	\$5,681.28
			6751852	2020 CV3 PS Pathways Drop-In Center	03T	LMC	\$14,614.38
		4671	6600287	2020 CV3 PS Primrose Center	05B	LMC	\$21,539.36
			6623240	2020 CV3 PS Primrose Center	05B	LMC	\$36,998.56
			6644372	2020 CV3 PS Primrose Center	05B	LMC	\$31,379.29
			6647159	2020 CV3 PS Primrose Center	05B	LMC	\$33,103.56
			6648438	2020 CV3 PS Primrose Center	05B	LMC	\$49,076.71
			6649840	2020 CV3 PS Primrose Center	05B	LMC	\$32,551.61
			6650122	2020 CV3 PS Primrose Center	05B	LMC	\$34,045.85



Office of Community Planning and Development
 U.S. Department of Housing and Urban Development
 Integrated Disbursement and Information System
 PR26 - CDBG-CV Financial Summary Report
 Orange County , FL

DATE: 12-03-24
 TIME: 14:11
 PAGE: 10

Plan Year	IDIS Project	IDIS Activity	Voucher Number	Activity Name	Matrix Code	National Objective	Drawn Amount			
2020	19	4671	6654186	2020 CV3 PS Primrose Center	05B	LMC	\$35,227.87			
			6655206	2020 CV3 PS Primrose Center	05B	LMC	\$35,271.27			
			6661242	2020 CV3 PS Primrose Center	05B	LMC	\$31,212.35			
			6678865	2020 CV3 PS Primrose Center	05B	LMC	\$9,593.57			
		4672	6571062	2020 CV3 PS United Against Poverty	05O	LMC	\$9,350.63			
			6571520	2020 CV3 PS United Against Poverty	05O	LMC	\$18,172.64			
			6571530	2020 CV3 PS United Against Poverty	05O	LMC	\$17,293.80			
			6571537	2020 CV3 PS United Against Poverty	05O	LMC	\$26,157.79			
			6571550	2020 CV3 PS United Against Poverty	05O	LMC	\$17,548.54			
			6571553	2020 CV3 PS United Against Poverty	05O	LMC	\$16,893.76			
			6611890	2020 CV3 PS United Against Poverty	05O	LMC	\$15,237.57			
			6612350	2020 CV3 PS United Against Poverty	05O	LMC	\$18,044.20			
			6613558	2020 CV3 PS United Against Poverty	05O	LMC	\$25,970.80			
			6635507	2020 CV3 PS United Against Poverty	05O	LMC	\$425.93			
			6635642	2020 CV3 PS United Against Poverty	05O	LMC	\$21,279.62			
			6636195	2020 CV3 PS United Against Poverty	05O	LMC	\$3,624.71			
			4673	6612611	2020 CV3 PS Zebra Coalition	05X	LMC	\$4,693.79		
				6612736	2020 CV3 PS Zebra Coalition	05X	LMC	\$4,699.34		
				6612742	2020 CV3 PS Zebra Coalition	05X	LMC	\$4,693.76		
				6627155	2020 CV3 PS Zebra Coalition	05X	LMC	\$4,693.76		
		6627541		2020 CV3 PS Zebra Coalition	05X	LMC	\$4,832.68			
		6629445		2020 CV3 PS Zebra Coalition	05X	LMC	\$5,206.67			
		6647046		2020 CV3 PS Zebra Coalition	05X	LMC	\$5,115.09			
		6653965		2020 CV3 PS Zebra Coalition	05X	LMC	\$4,711.28			
		6665431		2020 CV3 PS Zebra Coalition	05X	LMC	\$4,711.28			
		6688183		2020 CV3 PS Zebra Coalition	05X	LMC	\$5,257.71			
		4810	6616943	2020 CV3 PS Hair in Motion Apprenticeship Training Program	05H	LMCSV	\$7,062.00			
			6625361	2020 CV3 PS Hair in Motion Apprenticeship Training Program	05H	LMCSV	\$11,220.00			
			6642337	2020 CV3 PS Hair in Motion Apprenticeship Training Program	05H	LMCSV	\$12,408.00			
			6642342	2020 CV3 PS Hair in Motion Apprenticeship Training Program	05H	LMCSV	\$15,510.00			
			6642358	2020 CV3 PS Hair in Motion Apprenticeship Training Program	05H	LMCSV	\$12,408.00			
			6661196	2020 CV3 PS Hair in Motion Apprenticeship Training Program	05H	LMCSV	\$12,408.00			
			6677606	2020 CV3 PS Hair in Motion Apprenticeship Training Program	05H	LMCSV	\$12,848.00			
			6683794	2020 CV3 PS Hair in Motion Apprenticeship Training Program	05H	LMCSV	\$12,518.00			
			6683931	2020 CV3 PS Hair in Motion Apprenticeship Training Program	05H	LMCSV	\$3,618.00			
			5097	6872700	2020-24 CV3 PS Community Legal Services of Mid Florida	05C	LMC	\$4,436.20		
		6872714		2020-24 CV3 PS Community Legal Services of Mid Florida	05C	LMC	\$11,104.18			
		6875975		2020-24 CV3 PS Community Legal Services of Mid Florida	05C	LMC	\$13,122.84			
		6884239		2020-24 CV3 PS Community Legal Services of Mid Florida	05C	LMC	\$11,995.57			
		6884243		2020-24 CV3 PS Community Legal Services of Mid Florida	05C	LMC	\$12,309.04			
		6884245		2020-24 CV3 PS Community Legal Services of Mid Florida	05C	LMC	\$11,504.71			
		6884248		2020-24 CV3 PS Community Legal Services of Mid Florida	05C	LMC	\$10,843.96			
		6884250		2020-24 CV3 PS Community Legal Services of Mid Florida	05C	LMC	\$7,984.03			
		6898083		2020-24 CV3 PS Community Legal Services of Mid Florida	05C	LMC	\$9,483.27			
		6898087		2020-24 CV3 PS Community Legal Services of Mid Florida	05C	LMC	\$9,946.56			
		6904203		2020-24 CV3 PS Community Legal Services of Mid Florida	05C	LMC	\$7,269.64			
		Total							\$10,626,558.79	

LINE 16 DETAIL: ACTIVITIES INCLUDED IN THE COMPUTATION OF LINE 16

Plan Year	IDIS Project	IDIS Activity	Voucher Number	Activity Name	Matrix Code	National Objective	Drawn Amount
2020	2	4399	6418788	2020 CV CIP Winter Park Housing Authority (Tuscany)	05Z	LMC	\$7,500.00
			6511509	2020 CV CIP Winter Park Housing Authority (Tuscany)	05Z	LMC	\$8,500.00
2020	3	4380	6457621	2020 CV PS Center for Independent Living	05B	LMC	\$4,875.79
			6458995	2020 CV PS Center for Independent Living	05B	LMC	\$5,009.92
			6459030	2020 CV PS Center for Independent Living	05B	LMC	\$5,752.15
			6479727	2020 CV PS Center for Independent Living	05B	LMC	\$8,014.88
			6479764	2020 CV PS Center for Independent Living	05B	LMC	\$5,516.21
			6486202	2020 CV PS Center for Independent Living	05B	LMC	\$4,469.20



Office of Community Planning and Development
 U.S. Department of Housing and Urban Development
 Integrated Disbursement and Information System
 PR26 - CDBG-CV Financial Summary Report
 Orange County , FL

DATE: 12-03-24
 TIME: 14:11
 PAGE: 11

Plan Year	IDIS Project	IDIS Activity	Voucher Number	Activity Name	Matrix Code	National Objective	Drawn Amount
2020	3	4380	6486312	2020 CV PS Center for Independent Living	05B	LMC	\$5,096.68
			6512767	2020 CV PS Center for Independent Living	05B	LMC	\$400.00
			6512780	2020 CV PS Center for Independent Living	05B	LMC	\$400.00
			6512799	2020 CV PS Center for Independent Living	05B	LMC	\$400.00
			6512808	2020 CV PS Center for Independent Living	05B	LMC	\$400.00
			6512830	2020 CV PS Center for Independent Living	05B	LMC	\$400.00
			6542091	2020 CV PS Center for Independent Living	05B	LMC	\$2,099.61
			6546360	2020 CV PS Center for Independent Living	05B	LMC	\$4,512.75
			6546372	2020 CV PS Center for Independent Living	05B	LMC	\$1,117.98
			6547223	2020 CV PS Center for Independent Living	05B	LMC	\$1,134.84
		4381	6435037	2020 CV PS Coalition for the Homeless	03T	LMC	\$1,189.18
			6449378	2020 CV PS Coalition for the Homeless	03T	LMC	\$8,663.72
			6461017	2020 CV PS Coalition for the Homeless	03T	LMC	\$2,444.80
			6462315	2020 CV PS Coalition for the Homeless	03T	LMC	\$17,925.84
			6462655	2020 CV PS Coalition for the Homeless	03T	LMC	\$5,713.73
			6465853	2020 CV PS Coalition for the Homeless	03T	LMC	\$8,074.64
			6469302	2020 CV PS Coalition for the Homeless	03T	LMC	\$31,422.80
			6472924	2020 CV PS Coalition for the Homeless	03T	LMC	\$19,703.33
			6491099	2020 CV PS Coalition for the Homeless	03T	LMC	\$27,621.07
			6507696	2020 CV PS Coalition for the Homeless	03T	LMC	\$23,711.63
			6519329	2020 CV PS Coalition for the Homeless	03T	LMC	\$31,706.55
			6519945	2020 CV PS Coalition for the Homeless	03T	LMC	\$31,591.75
			6546590	2020 CV PS Coalition for the Homeless	03T	LMC	\$1,833.31
			6552247	2020 CV PS Coalition for the Homeless	03T	LMC	\$64,542.86
			6552270	2020 CV PS Coalition for the Homeless	03T	LMC	\$55,118.92
			6558131	2020 CV PS Coalition for the Homeless	03T	LMC	\$55,379.20
		4382	6454713	2020 CV PS Community Coordinated Care for the Children	05L	LMC	\$3,798.44
			6457063	2020 CV PS Community Coordinated Care for the Children	05L	LMC	\$9,731.99
			6457452	2020 CV PS Community Coordinated Care for the Children	05L	LMC	\$10,934.24
			6475338	2020 CV PS Community Coordinated Care for the Children	05L	LMC	\$9,258.86
			6475340	2020 CV PS Community Coordinated Care for the Children	05L	LMC	\$4,674.74
			6482818	2020 CV PS Community Coordinated Care for the Children	05L	LMC	\$9,702.44
			6483034	2020 CV PS Community Coordinated Care for the Children	05L	LMC	\$7,962.02
			6509325	2020 CV PS Community Coordinated Care for the Children	05L	LMC	\$6,318.83
			6520060	2020 CV PS Community Coordinated Care for the Children	05L	LMC	\$52,905.32
			6543810	2020 CV PS Community Coordinated Care for the Children	05L	LMC	\$10,848.57
			6544017	2020 CV PS Community Coordinated Care for the Children	05L	LMC	\$8,346.43
			6544025	2020 CV PS Community Coordinated Care for the Children	05L	LMC	\$9,239.79
			6831075	2020 CV PS Community Coordinated Care for the Children	05L	LMC	\$5,383.40
			6831077	2020 CV PS Community Coordinated Care for the Children	05L	LMC	\$4,669.84
			6831079	2020 CV PS Community Coordinated Care for the Children	05L	LMC	\$2,690.10
		4383	6446695	2020 CV PS Community Legal Service	05C	LMC	\$7,242.34
			6449480	2020 CV PS Community Legal Service	05C	LMC	\$17,772.08
			6459078	2020 CV PS Community Legal Service	05C	LMC	\$13,885.83
			6479410	2020 CV PS Community Legal Service	05C	LMC	\$52,382.01
			6496433	2020 CV PS Community Legal Service	05C	LMC	\$13,143.22
			6497149	2020 CV PS Community Legal Service	05C	LMC	\$10,847.82
			6498356	2020 CV PS Community Legal Service	05C	LMC	\$43,647.22
			6502683	2020 CV PS Community Legal Service	05C	LMC	\$18,010.75
			6547024	2020 CV PS Community Legal Service	05C	LMC	\$14,712.52
			6547182	2020 CV PS Community Legal Service	05C	LMC	\$25,194.94
			6547205	2020 CV PS Community Legal Service	05C	LMC	\$13,762.59
			6551169	2020 CV PS Community Legal Service	05C	LMC	\$9,991.01
			6564730	2020 CV PS Community Legal Service	05C	LMC	\$21.93
			6564734	2020 CV PS Community Legal Service	05C	LMC	\$115.94
			6566462	2020 CV PS Community Legal Service	05C	LMC	\$318.35
			6567846	2020 CV PS Community Legal Service	05C	LMC	\$401.63
			6568963	2020 CV PS Community Legal Service	05C	LMC	\$164.90
		4384	6455380	2020 CV PS Covenant House Florida	03T	LMC	\$3,360.88
			6461321	2020 CV PS Covenant House Florida	03T	LMC	\$3,885.14
			6467626	2020 CV PS Covenant House Florida	03T	LMC	\$4,197.08



Office of Community Planning and Development
 U.S. Department of Housing and Urban Development
 Integrated Disbursement and Information System
 PR26 - CDBG-CV Financial Summary Report
 Orange County , FL

DATE: 12-03-24
 TIME: 14:11
 PAGE: 12

Plan Year	IDIS Project	IDIS Activity	Voucher Number	Activity Name	Matrix Code	National Objective	Drawn Amount	
2020	3	4384	6472256	2020 CV PS Covenant House Florida	03T	LMC	\$10,719.36	
			6478002	2020 CV PS Covenant House Florida	03T	LMC	\$8,034.54	
			6480082	2020 CV PS Covenant House Florida	03T	LMC	\$6,240.63	
			6505578	2020 CV PS Covenant House Florida	03T	LMC	\$5,322.11	
			6505679	2020 CV PS Covenant House Florida	03T	LMC	\$6,211.99	
			6507627	2020 CV PS Covenant House Florida	03T	LMC	\$5,314.03	
			6552920	2020 CV PS Covenant House Florida	03T	LMC	\$6,397.81	
		4385	6552987	2020 CV PS Covenant House Florida	03T	LMC	\$3,257.43	
			6485748	2020 CV PS Hispanic Federation	05X	LMH	\$1,878.31	
			6498281	2020 CV PS Hispanic Federation	05X	LMH	\$10,167.85	
			6498631	2020 CV PS Hispanic Federation	05X	LMH	\$9,805.98	
			6549877	2020 CV PS Hispanic Federation	05X	LMH	\$43,970.08	
			6549878	2020 CV PS Hispanic Federation	05X	LMH	\$51,633.80	
			6550152	2020 CV PS Hispanic Federation	05X	LMH	\$22,049.82	
			6550231	2020 CV PS Hispanic Federation	05X	LMH	\$24,278.29	
			6551765	2020 CV PS Hispanic Federation	05X	LMH	\$3,792.93	
			6551922	2020 CV PS Hispanic Federation	05X	LMH	\$48,041.74	
			4387	6457067	2020 CV PS Jewish Family Services (Rental Assistance)	05Q	LMC	\$693.91
				6457072	2020 CV PS Jewish Family Services (Rental Assistance)	05Q	LMC	\$2,827.89
				6457076	2020 CV PS Jewish Family Services (Rental Assistance)	05Q	LMC	\$143,402.05
		6468997		2020 CV PS Jewish Family Services (Rental Assistance)	05Q	LMC	\$551.57	
		6469586		2020 CV PS Jewish Family Services (Rental Assistance)	05Q	LMC	\$120,131.41	
		6472986		2020 CV PS Jewish Family Services (Rental Assistance)	05Q	LMC	\$160,928.16	
		6473354		2020 CV PS Jewish Family Services (Rental Assistance)	05Q	LMC	\$144,121.81	
		6492215		2020 CV PS Jewish Family Services (Rental Assistance)	05Q	LMC	\$4,466.62	
		6519884		2020 CV PS Jewish Family Services (Rental Assistance)	05Q	LMC	\$463.51	
		6543994		2020 CV PS Jewish Family Services (Rental Assistance)	05Q	LMC	\$59,224.73	
		6544028		2020 CV PS Jewish Family Services (Rental Assistance)	05Q	LMC	\$102,537.68	
		6546409		2020 CV PS Jewish Family Services (Rental Assistance)	05Q	LMC	\$276,500.66	
		4388		6461314	2020 CV PS Jewish Family Services (Food Pantry staff)	05W	LMC	\$3,635.94
				6461315	2020 CV PS Jewish Family Services (Food Pantry staff)	05W	LMC	\$3,945.84
				6461316	2020 CV PS Jewish Family Services (Food Pantry staff)	05W	LMC	\$3,839.09
			6470236	2020 CV PS Jewish Family Services (Food Pantry staff)	05W	LMC	\$4,241.38	
			6470242	2020 CV PS Jewish Family Services (Food Pantry staff)	05W	LMC	\$3,555.20	
			6470381	2020 CV PS Jewish Family Services (Food Pantry staff)	05W	LMC	\$4,242.99	
			6479860	2020 CV PS Jewish Family Services (Food Pantry staff)	05W	LMC	\$3,752.96	
			6492053	2020 CV PS Jewish Family Services (Food Pantry staff)	05W	LMC	\$3,752.96	
			6513577	2020 CV PS Jewish Family Services (Food Pantry staff)	05W	LMC	\$4,033.64	
			4389	6494330	2020 CV PS LifeStream Behavioral Center	03T	LMC	\$4,824.84
		6498686		2020 CV PS LifeStream Behavioral Center	03T	LMC	\$8,887.82	
		6498687		2020 CV PS LifeStream Behavioral Center	03T	LMC	\$11,342.07	
		6515945		2020 CV PS LifeStream Behavioral Center	03T	LMC	\$140.50	
		6530323		2020 CV PS LifeStream Behavioral Center	03T	LMC	\$2,254.18	
		6546663		2020 CV PS LifeStream Behavioral Center	03T	LMC	\$3,589.84	
		6546664		2020 CV PS LifeStream Behavioral Center	03T	LMC	\$1,700.00	
		6579301		2020 CV PS LifeStream Behavioral Center	03T	LMC	\$3,510.75	
		4390		6459079	2020 CV PS Seniors First	05A	LMC	\$2,899.23
				6459081	2020 CV PS Seniors First	05A	LMC	\$12,451.34
			6460464	2020 CV PS Seniors First	05A	LMC	\$1,811.28	
			6460469	2020 CV PS Seniors First	05A	LMC	\$1,710.09	
			6466539	2020 CV PS Seniors First	05A	LMC	\$1,851.16	
			6500879	2020 CV PS Seniors First	05A	LMC	\$16,734.60	
			6529166	2020 CV PS Seniors First	05A	LMC	\$2,654.01	
			6529182	2020 CV PS Seniors First	05A	LMC	\$1,268.28	
			6547387	2020 CV PS Seniors First	05A	LMC	\$31,638.17	
			6551545	2020 CV PS Seniors First	05A	LMC	\$31,168.20	
			6551689	2020 CV PS Seniors First	05A	LMC	\$32,806.72	
			6552886	2020 CV PS Seniors First	05A	LMC	\$23,006.43	
			4391	6416548	2020 CV PS SOS by Urbander	05H	LMA	\$3,000.00
		6461317		2020 CV PS SOS by Urbander	05H	LMA	\$1,500.00	
		6461319		2020 CV PS SOS by Urbander	05H	LMA	\$1,500.00	



Office of Community Planning and Development
 U.S. Department of Housing and Urban Development
 Integrated Disbursement and Information System
 PR26 - CDBG-CV Financial Summary Report
 Orange County , FL

DATE: 12-03-24
 TIME: 14:11
 PAGE: 13

Plan Year	IDIS Project	IDIS Activity	Voucher Number	Activity Name	Matrix Code	National Objective	Drawn Amount				
2020	3	4391	6496418	2020 CV PS SOS by Urbander	05H	LMA	\$750.00				
			6508604	2020 CV PS SOS by Urbander	05H	LMA	\$750.00				
			6515084	2020 CV PS SOS by Urbander	05H	LMA	\$4,750.00				
			6551623	2020 CV PS SOS by Urbander	05H	LMA	\$4,950.00				
			6551673	2020 CV PS SOS by Urbander	05H	LMA	\$4,000.00				
			6551851	2020 CV PS SOS by Urbander	05H	LMA	\$1,500.00				
			6551853	2020 CV PS SOS by Urbander	05H	LMA	\$750.00				
		4392	4391	6551854	2020 CV PS SOS by Urbander	05H	LMA	\$750.00			
				6500198	2020 CV PS The Jobs Partnership	05H	LMC	\$5,832.66			
				6500212	2020 CV PS The Jobs Partnership	05H	LMC	\$5,068.30			
				6510877	2020 CV PS The Jobs Partnership	05H	LMC	\$5,398.90			
				6518392	2020 CV PS The Jobs Partnership	05H	LMC	\$5,148.82			
				6521276	2020 CV PS The Jobs Partnership	05H	LMC	\$3,755.51			
				6521281	2020 CV PS The Jobs Partnership	05H	LMC	\$4,399.80			
			4393	6545413	2020 CV PS The Jobs Partnership	05H	LMC	\$6,205.46			
				6593132	2020 CV PS The Jobs Partnership	05H	LMC	\$4,546.82			
				6593135	2020 CV PS The Jobs Partnership	05H	LMC	\$4,690.25			
		4394	4393	6593138	2020 CV PS The Jobs Partnership	05H	LMC	\$4,655.55			
				6489520	2020 CV PS United Against Poverty	05Z	LMC	\$8,210.06			
				6489522	2020 CV PS United Against Poverty	05Z	LMC	\$7,873.87			
				6489801	2020 CV PS United Against Poverty	05Z	LMC	\$9,972.36			
				6491171	2020 CV PS United Against Poverty	05Z	LMC	\$22,455.42			
				6491181	2020 CV PS United Against Poverty	05Z	LMC	\$16,340.56			
				6491509	2020 CV PS United Against Poverty	05Z	LMC	\$16,497.07			
				6491512	2020 CV PS United Against Poverty	05Z	LMC	\$16,492.94			
				6491514	2020 CV PS United Against Poverty	05Z	LMC	\$17,058.24			
				6494370	2020 CV PS United Against Poverty	05Z	LMC	\$23,335.62			
				6494384	2020 CV PS United Against Poverty	05Z	LMC	\$13,435.26			
				4394	4394	6500830	2020 CV PS United Against Poverty	05Z	LMC	\$13,365.22	
		6523107	2020 CV PS United Against Poverty			05Z	LMC	\$18,965.50			
		6499684	2020 CV PS Grand Avenue (Pathlight Home for Covid)			05Z	LMC	\$435.75			
		6499738	2020 CV PS Grand Avenue (Pathlight Home for Covid)			05Z	LMC	\$2,421.16			
		6499783	2020 CV PS Grand Avenue (Pathlight Home for Covid)			05Z	LMC	\$2,837.88			
		6508491	2020 CV PS Grand Avenue (Pathlight Home for Covid)			05Z	LMC	\$7,427.98			
		6508582	2020 CV PS Grand Avenue (Pathlight Home for Covid)			05Z	LMC	\$4,840.88			
	6508594	2020 CV PS Grand Avenue (Pathlight Home for Covid)	05Z			LMC	\$6,621.79				
	6531581	2020 CV PS Grand Avenue (Pathlight Home for Covid)	05Z			LMC	\$4,179.68				
	6534482	2020 CV PS Grand Avenue (Pathlight Home for Covid)	05Z			LMC	\$1,642.64				
	6534640	2020 CV PS Grand Avenue (Pathlight Home for Covid)	05Z			LMC	\$3,610.24				
	18	4751	6665580			2020 CV3 CIP Jewish Family Sercices (Food Pantry)	05W	LMC	\$41,711.03		
			19			4650	6610964	2020 CV3 PS Aspire (Detox Program)	05F	LMC	\$8,947.75
							6610965	2020 CV3 PS Aspire (Detox Program)	05F	LMC	\$11,811.03
							6611230	2020 CV3 PS Aspire (Detox Program)	05F	LMC	\$10,379.39
				6628797	2020 CV3 PS Aspire (Detox Program)		05F	LMC	\$18,611.32		
				6634566	2020 CV3 PS Aspire (Detox Program)		05F	LMC	\$22,906.24		
				6634584	2020 CV3 PS Aspire (Detox Program)		05F	LMC	\$18,611.32		
				6654874	2020 CV3 PS Aspire (Detox Program)		05F	LMC	\$17,179.68		
				6676281	2020 CV3 PS Aspire (Detox Program)		05F	LMC	\$21,474.60		
				6676282	2020 CV3 PS Aspire (Detox Program)		05F	LMC	\$3,221.19		
				6676285	2020 CV3 PS Aspire (Detox Program)		05F	LMC	\$3,937.01		
				6676323	2020 CV3 PS Aspire (Detox Program)		05F	LMC	\$3,221.19		
	4651	4651	6676325	2020 CV3 PS Aspire (Detox Program)	05F	LMC	\$1,431.64				
			6676327	2020 CV3 PS Aspire (Detox Program)	05F	LMC	\$3,579.10				
			6678610	2020 CV3 PS Aspire (Detox Program)	05F	LMC	\$21,832.51				
			6623159	2020 CV3 PS Catholic Charities (food Pantry)	05W	LMA	\$1,508.61				
			6623164	2020 CV3 PS Catholic Charities (food Pantry)	05W	LMA	\$2,524.61				
			6623169	2020 CV3 PS Catholic Charities (food Pantry)	05W	LMA	\$2,532.50				
			6623180	2020 CV3 PS Catholic Charities (food Pantry)	05W	LMA	\$3,799.61				
			6623205	2020 CV3 PS Catholic Charities (food Pantry)	05W	LMA	\$2,535.96				
	6623211	2020 CV3 PS Catholic Charities (food Pantry)	05W	LMA	\$2,535.96						
	6623218	2020 CV3 PS Catholic Charities (food Pantry)	05W	LMA	\$2,540.78						



Office of Community Planning and Development
 U.S. Department of Housing and Urban Development
 Integrated Disbursement and Information System
 PR26 - CDBG-CV Financial Summary Report
 Orange County , FL

DATE: 12-03-24
 TIME: 14:11
 PAGE: 14

Plan Year	IDIS Project	IDIS Activity	Voucher Number	Activity Name	Matrix Code	National Objective	Drawn Amount			
2020	19	4651	6623223	2020 CV3 PS Catholic Charities (food Pantry)	05W	LMA	\$2,524.61			
			6641990	2020 CV3 PS Catholic Charities (food Pantry)	05W	LMA	\$3,047.80			
			6655699	2020 CV3 PS Catholic Charities (food Pantry)	05W	LMA	\$4,377.81			
		4652	4651	6669033	2020 CV3 PS Catholic Charities (food Pantry)	05W	LMA	\$2,071.75		
				6614625	2020 CV3 PS Catholic Charities (housing stability)	05U	LMC	\$3,272.38		
				6614647	2020 CV3 PS Catholic Charities (housing stability)	05U	LMC	\$4,959.43		
			6614651	2020 CV3 PS Catholic Charities (housing stability)	05U	LMC	\$3,295.47			
			6614655	2020 CV3 PS Catholic Charities (housing stability)	05U	LMC	\$699.38			
			6614700	2020 CV3 PS Catholic Charities (housing stability)	05U	LMC	\$3,389.80			
			6614714	2020 CV3 PS Catholic Charities (housing stability)	05U	LMC	\$3,270.93			
			6614718	2020 CV3 PS Catholic Charities (housing stability)	05U	LMC	\$3,271.33			
			6614724	2020 CV3 PS Catholic Charities (housing stability)	05U	LMC	\$2,774.09			
			6656767	2020 CV3 PS Catholic Charities (housing stability)	05U	LMC	\$7,606.60			
			6656817	2020 CV3 PS Catholic Charities (housing stability)	05U	LMC	\$5,558.66			
			6666459	2020 CV3 PS Catholic Charities (housing stability)	05U	LMC	\$4,656.65			
			6684964	2020 CV3 PS Catholic Charities (housing stability)	05U	LMC	\$1,094.94			
			6684968	2020 CV3 PS Catholic Charities (housing stability)	05U	LMC	\$1,639.82			
			6684973	2020 CV3 PS Catholic Charities (housing stability)	05U	LMC	\$1,258.85			
			6684976	2020 CV3 PS Catholic Charities (housing stability)	05U	LMC	\$974.17			
			6684980	2020 CV3 PS Catholic Charities (housing stability)	05U	LMC	\$1,222.21			
			6684984	2020 CV3 PS Catholic Charities (housing stability)	05U	LMC	\$1,055.29			
			4653	4653	6604603	2020 CV3 PS Coalition for the Homeless	05H	LMC	\$2,832.85	
					6610067	2020 CV3 PS Coalition for the Homeless	05H	LMC	\$11,605.47	
					6610070	2020 CV3 PS Coalition for the Homeless	05H	LMC	\$8,413.41	
				6612028	2020 CV3 PS Coalition for the Homeless	05H	LMC	\$10,992.54		
				6612038	2020 CV3 PS Coalition for the Homeless	05H	LMC	\$5,091.72		
				6612053	2020 CV3 PS Coalition for the Homeless	05H	LMC	\$8,714.71		
				6624505	2020 CV3 PS Coalition for the Homeless	05H	LMC	\$12,723.71		
				6653767	2020 CV3 PS Coalition for the Homeless	05H	LMC	\$12,831.37		
				6655013	2020 CV3 PS Coalition for the Homeless	05H	LMC	\$9,072.82		
		6728302		2020 CV3 PS Coalition for the Homeless	05H	LMC	\$8,326.85			
		6732631		2020 CV3 PS Coalition for the Homeless	05H	LMC	\$7,101.63			
		4654		4654	6571046	2020 CV3 PS Community Coordinated Care for Children	05L	LMC	\$39,719.02	
					6571057	2020 CV3 PS Community Coordinated Care for Children	05L	LMC	\$4,924.05	
			6571060		2020 CV3 PS Community Coordinated Care for Children	05L	LMC	\$23,947.12		
			6603154		2020 CV3 PS Community Coordinated Care for Children	05L	LMC	\$35,770.98		
			6607799		2020 CV3 PS Community Coordinated Care for Children	05L	LMC	\$21,569.81		
			6608221		2020 CV3 PS Community Coordinated Care for Children	05L	LMC	\$12,753.17		
			6621746		2020 CV3 PS Community Coordinated Care for Children	05L	LMC	\$12,535.12		
			6634678		2020 CV3 PS Community Coordinated Care for Children	05L	LMC	\$13,554.15		
			6643103		2020 CV3 PS Community Coordinated Care for Children	05L	LMC	\$14,999.64		
			6647012		2020 CV3 PS Community Coordinated Care for Children	05L	LMC	\$11,125.96		
			6665631		2020 CV3 PS Community Coordinated Care for Children	05L	LMC	\$11,657.05		
			6678944		2020 CV3 PS Community Coordinated Care for Children	05L	LMC	\$4,759.42		
			4655		4655	6604523	2020 CV3 PS Community Legal Services of Mid Florida	05C	LMC	\$13,424.96
						6605927	2020 CV3 PS Community Legal Services of Mid Florida	05C	LMC	\$12,910.30
						6609318	2020 CV3 PS Community Legal Services of Mid Florida	05C	LMC	\$11,215.47
						6612114	2020 CV3 PS Community Legal Services of Mid Florida	05C	LMC	\$10,476.54
						6626987	2020 CV3 PS Community Legal Services of Mid Florida	05C	LMC	\$13,350.32
		6636238		2020 CV3 PS Community Legal Services of Mid Florida		05C	LMC	\$20,484.27		
		6637608		2020 CV3 PS Community Legal Services of Mid Florida		05C	LMC	\$13,291.46		
		6655706		2020 CV3 PS Community Legal Services of Mid Florida		05C	LMC	\$25,035.20		
		6662604		2020 CV3 PS Community Legal Services of Mid Florida		05C	LMC	\$17,416.23		
		6679280		2020 CV3 PS Community Legal Services of Mid Florida		05C	LMC	\$33,936.05		
		6682018		2020 CV3 PS Community Legal Services of Mid Florida		05C	LMC	\$54,493.25		
		6683456		2020 CV3 PS Community Legal Services of Mid Florida		05C	LMC	\$1,387.34		
		6684770		2020 CV3 PS Community Legal Services of Mid Florida		05C	LMC	\$1,710.71		
		6687534	2020 CV3 PS Community Legal Services of Mid Florida	05C	LMC	\$2,974.70				
		6689523	2020 CV3 PS Community Legal Services of Mid Florida	05C	LMC	\$4,400.00				
		6697919	2020 CV3 PS Community Legal Services of Mid Florida	05C	LMC	\$47,046.50				
		4656	6603128	2020 CV3 PS Covenant House Florida	05D	LMC	\$2,472.51			



Office of Community Planning and Development
 U.S. Department of Housing and Urban Development
 Integrated Disbursement and Information System
 PR26 - CDBG-CV Financial Summary Report
 Orange County , FL

DATE: 12-03-24
 TIME: 14:11
 PAGE: 15

Plan Year	IDIS Project	IDIS Activity	Voucher Number	Activity Name	Matrix Code	National Objective	Drawn Amount
2020	19	4656	6605536	2020 CV3 PS Covenant House Florida	05D	LMC	\$6,020.78
			6605547	2020 CV3 PS Covenant House Florida	05D	LMC	\$4,287.61
			6608264	2020 CV3 PS Covenant House Florida	05D	LMC	\$3,992.19
			6609322	2020 CV3 PS Covenant House Florida	05D	LMC	\$4,328.08
			6609329	2020 CV3 PS Covenant House Florida	05D	LMC	\$3,345.62
			6634688	2020 CV3 PS Covenant House Florida	05D	LMC	\$2,377.79
			6637592	2020 CV3 PS Covenant House Florida	05D	LMC	\$3,963.58
			6661635	2020 CV3 PS Covenant House Florida	05D	LMC	\$5,303.69
			6662587	2020 CV3 PS Covenant House Florida	05D	LMC	\$4,053.65
			6676520	2020 CV3 PS Covenant House Florida	05D	LMC	\$4,060.84
			6688731	2020 CV3 PS Covenant House Florida	05D	LMC	\$4,212.50
			6717831	2020 CV3 PS Covenant House Florida	05D	LMC	\$3,854.68
			6735785	2020 CV3 PS Covenant House Florida	05D	LMC	\$4,089.82
		4657	6568959	2020 CV3 PS Grand Ave (job readiness)	05H	LMA	\$3,580.00
			6574697	2020 CV3 PS Grand Ave (job readiness)	05H	LMA	\$4,907.62
			6612632	2020 CV3 PS Grand Ave (job readiness)	05H	LMA	\$8,621.47
			6612656	2020 CV3 PS Grand Ave (job readiness)	05H	LMA	\$8,603.09
			6619456	2020 CV3 PS Grand Ave (job readiness)	05H	LMA	\$11,071.71
			6621694	2020 CV3 PS Grand Ave (job readiness)	05H	LMA	\$8,635.79
			6628135	2020 CV3 PS Grand Ave (job readiness)	05H	LMA	\$8,526.18
			6634669	2020 CV3 PS Grand Ave (job readiness)	05H	LMA	\$8,644.44
			6637850	2020 CV3 PS Grand Ave (job readiness)	05H	LMA	\$7,209.84
			6655109	2020 CV3 PS Grand Ave (job readiness)	05H	LMA	\$11,369.56
			6666965	2020 CV3 PS Grand Ave (job readiness)	05H	LMA	\$7,051.33
			6680539	2020 CV3 PS Grand Ave (job readiness)	05H	LMA	\$7,972.35
		4658	6591182	2020 CV3 PS Health Care Center for the Homeless	05M	LMA	\$34,277.60
			6591183	2020 CV3 PS Health Care Center for the Homeless	05M	LMA	\$59,805.76
			6593250	2020 CV3 PS Health Care Center for the Homeless	05M	LMA	\$36,869.72
			6593543	2020 CV3 PS Health Care Center for the Homeless	05M	LMA	\$51,315.85
			6610958	2020 CV3 PS Health Care Center for the Homeless	05M	LMA	\$44,649.49
			6618063	2020 CV3 PS Health Care Center for the Homeless	05M	LMA	\$35,806.75
			6618108	2020 CV3 PS Health Care Center for the Homeless	05M	LMA	\$33,381.96
			6633046	2020 CV3 PS Health Care Center for the Homeless	05M	LMA	\$34,047.30
			6647090	2020 CV3 PS Health Care Center for the Homeless	05M	LMA	\$22,491.04
			6654229	2020 CV3 PS Health Care Center for the Homeless	05M	LMA	\$22,448.99
			6676525	2020 CV3 PS Health Care Center for the Homeless	05M	LMA	\$16,589.51
			6680543	2020 CV3 PS Health Care Center for the Homeless	05M	LMA	\$1,393.98
			6681880	2020 CV3 PS Health Care Center for the Homeless	05M	LMA	\$25,523.18
			6688368	2020 CV3 PS Health Care Center for the Homeless	05M	LMA	\$41,961.71
		4659	6569983	2020 CV3 PS Hispanic Federation (housing stability)	05X	LMC	\$3,400.02
			6569984	2020 CV3 PS Hispanic Federation (housing stability)	05X	LMC	\$3,847.64
			6569985	2020 CV3 PS Hispanic Federation (housing stability)	05X	LMC	\$3,847.64
			6592467	2020 CV3 PS Hispanic Federation (housing stability)	05X	LMC	\$3,847.64
			6603064	2020 CV3 PS Hispanic Federation (housing stability)	05X	LMC	\$3,847.64
			6605681	2020 CV3 PS Hispanic Federation (housing stability)	05X	LMC	\$5,771.45
			6635333	2020 CV3 PS Hispanic Federation (housing stability)	05X	LMC	\$3,959.86
			6635511	2020 CV3 PS Hispanic Federation (housing stability)	05X	LMC	\$4,097.42
			6653389	2020 CV3 PS Hispanic Federation (housing stability)	05X	LMC	\$4,097.42
			6653462	2020 CV3 PS Hispanic Federation (housing stability)	05X	LMC	\$4,097.42
			6665593	2020 CV3 PS Hispanic Federation (housing stability)	05X	LMC	\$4,097.42
			6680532	2020 CV3 PS Hispanic Federation (housing stability)	05X	LMC	\$4,097.42
			6688150	2020 CV3 PS Hispanic Federation (housing stability)	05X	LMC	\$991.00
		4660	6560512	2020 CV3 PS Hispanic Federation (CV19 education and outreach)	05M	LMC	\$3,942.81
			6560951	2020 CV3 PS Hispanic Federation (CV19 education and outreach)	05M	LMC	\$1,831.40
			6561217	2020 CV3 PS Hispanic Federation (CV19 education and outreach)	05M	LMC	\$5,040.38
			6569982	2020 CV3 PS Hispanic Federation (CV19 education and outreach)	05M	LMC	\$8,075.25
			6571568	2020 CV3 PS Hispanic Federation (CV19 education and outreach)	05M	LMC	\$8,780.10
			6593660	2020 CV3 PS Hispanic Federation (CV19 education and outreach)	05M	LMC	\$11,973.43
			6603076	2020 CV3 PS Hispanic Federation (CV19 education and outreach)	05M	LMC	\$4,061.31
			6605567	2020 CV3 PS Hispanic Federation (CV19 education and outreach)	05M	LMC	\$9,610.03
			6605574	2020 CV3 PS Hispanic Federation (CV19 education and outreach)	05M	LMC	\$6,235.85



Office of Community Planning and Development
 U.S. Department of Housing and Urban Development
 Integrated Disbursement and Information System
 PR26 - CDBG-CV Financial Summary Report
 Orange County , FL

DATE: 12-03-24
 TIME: 14:11
 PAGE: 16

Plan Year	IDIS Project	IDIS Activity	Voucher Number	Activity Name	Matrix Code	National Objective	Drawn Amount
2020	19	4660	6636222	2020 CV3 PS Hispanic Federation (CV19 education and outreach)	05M	LMC	\$4,085.98
			6636227	2020 CV3 PS Hispanic Federation (CV19 education and outreach)	05M	LMC	\$5,483.04
			6640422	2020 CV3 PS Hispanic Federation (CV19 education and outreach)	05M	LMC	\$4,635.21
			6640570	2020 CV3 PS Hispanic Federation (CV19 education and outreach)	05M	LMC	\$1,242.77
		4661	6623092	2020 CV3 PS Hope Community Center	05X	LMC	\$4,782.13
			6623097	2020 CV3 PS Hope Community Center	05X	LMC	\$3,188.09
			6623111	2020 CV3 PS Hope Community Center	05X	LMC	\$3,252.46
			6623121	2020 CV3 PS Hope Community Center	05X	LMC	\$1,912.86
			6623127	2020 CV3 PS Hope Community Center	05X	LMC	\$3,188.09
			6623131	2020 CV3 PS Hope Community Center	05X	LMC	\$3,188.09
			6623144	2020 CV3 PS Hope Community Center	05X	LMC	\$3,252.46
			6625278	2020 CV3 PS Hope Community Center	05X	LMC	\$3,478.10
			6627144	2020 CV3 PS Hope Community Center	05X	LMC	\$5,036.55
			6648125	2020 CV3 PS Hope Community Center	05X	LMC	\$1,149.89
			6648128	2020 CV3 PS Hope Community Center	05X	LMC	\$456.53
			6648142	2020 CV3 PS Hope Community Center	05X	LMC	\$526.28
			6648154	2020 CV3 PS Hope Community Center	05X	LMC	\$7,767.86
			6653939	2020 CV3 PS Hope Community Center	05X	LMC	\$5,632.52
			6659594	2020 CV3 PS Hope Community Center	05X	LMC	\$3,188.09
		4662	6674263	2020 CV3 PS HANDS	05X	LMC	\$24,880.00
			6674276	2020 CV3 PS HANDS	05X	LMC	\$15,938.18
			6674281	2020 CV3 PS HANDS	05X	LMC	\$21,976.90
			6674386	2020 CV3 PS HANDS	05X	LMC	\$14,419.90
			6674464	2020 CV3 PS HANDS	05X	LMC	\$28,778.55
			6674469	2020 CV3 PS HANDS	05X	LMC	\$19,641.49
			6674504	2020 CV3 PS HANDS	05X	LMC	\$14,089.85
			6674512	2020 CV3 PS HANDS	05X	LMC	\$18,195.99
			6676369	2020 CV3 PS HANDS	05X	LMC	\$16,278.35
			6676372	2020 CV3 PS HANDS	05X	LMC	\$14,231.48
			6678340	2020 CV3 PS HANDS	05X	LMC	\$5,569.32
			6680496	2020 CV3 PS HANDS	05X	LMC	\$5,999.99
		4663	6574696	2020 CV3 PS IDIGNITY	05C	LMC	\$5,428.83
			6574698	2020 CV3 PS IDIGNITY	05C	LMC	\$5,237.10
			6592873	2020 CV3 PS IDIGNITY	05C	LMC	\$5,160.52
			6597060	2020 CV3 PS IDIGNITY	05C	LMC	\$5,414.90
			6610058	2020 CV3 PS IDIGNITY	05C	LMC	\$6,553.60
			6621250	2020 CV3 PS IDIGNITY	05C	LMC	\$8,987.28
			6621303	2020 CV3 PS IDIGNITY	05C	LMC	\$3,166.13
			6638033	2020 CV3 PS IDIGNITY	05C	LMC	\$2,578.31
			6641969	2020 CV3 PS IDIGNITY	05C	LMC	\$11,091.20
			6653958	2020 CV3 PS IDIGNITY	05C	LMC	\$476.87
			6665468	2020 CV3 PS IDIGNITY	05C	LMC	\$7,716.21
			6678901	2020 CV3 PS IDIGNITY	05C	LMC	\$2,369.05
		4664	6560728	2020 CV3 PS Jewish Family Service (housing stability)	05X	LMC	\$1,261.23
			6567414	2020 CV3 PS Jewish Family Service (housing stability)	05X	LMC	\$4,760.66
			6594735	2020 CV3 PS Jewish Family Service (housing stability)	05X	LMC	\$3,982.12
			6594736	2020 CV3 PS Jewish Family Service (housing stability)	05X	LMC	\$4,092.21
			6624389	2020 CV3 PS Jewish Family Service (housing stability)	05X	LMC	\$4,817.02
			6624398	2020 CV3 PS Jewish Family Service (housing stability)	05X	LMC	\$4,099.06
			6638020	2020 CV3 PS Jewish Family Service (housing stability)	05X	LMC	\$5,063.64
			6638027	2020 CV3 PS Jewish Family Service (housing stability)	05X	LMC	\$4,161.71
			6653954	2020 CV3 PS Jewish Family Service (housing stability)	05X	LMC	\$4,178.20
			6666446	2020 CV3 PS Jewish Family Service (housing stability)	05X	LMC	\$2,353.47
		4665	6559339	2020 CV3 PS Jewish Family Service (Food Pantry staffing needs)	05W	LMC	\$3,278.98
			6559382	2020 CV3 PS Jewish Family Service (Food Pantry staffing needs)	05W	LMC	\$3,582.39
			6559444	2020 CV3 PS Jewish Family Service (Food Pantry staffing needs)	05W	LMC	\$4,298.26
			6559722	2020 CV3 PS Jewish Family Service (Food Pantry staffing needs)	05W	LMC	\$3,510.89
			6567401	2020 CV3 PS Jewish Family Service (Food Pantry staffing needs)	05W	LMC	\$3,661.06
			6592351	2020 CV3 PS Jewish Family Service (Food Pantry staffing needs)	05W	LMC	\$3,747.85
			6594634	2020 CV3 PS Jewish Family Service (Food Pantry staffing needs)	05W	LMC	\$3,826.54
			6624368	2020 CV3 PS Jewish Family Service (Food Pantry staffing needs)	05W	LMC	\$4,422.62



Office of Community Planning and Development
 U.S. Department of Housing and Urban Development
 Integrated Disbursement and Information System
 PR26 - CDBG-CV Financial Summary Report
 Orange County , FL

DATE: 12-03-24
 TIME: 14:11
 PAGE: 17

Plan Year	IDIS Project	IDIS Activity	Voucher Number	Activity Name	Matrix Code	National Objective	Drawn Amount
2020	19	4665	6624375	2020 CV3 PS Jewish Family Service (Food Pantry staffing needs)	05W	LMC	\$3,549.72
			6636226	2020 CV3 PS Jewish Family Service (Food Pantry staffing needs)	05W	LMC	\$3,152.81
			6636233	2020 CV3 PS Jewish Family Service (Food Pantry staffing needs)	05W	LMC	\$4,546.30
			6637305	2020 CV3 PS Jewish Family Service (Food Pantry staffing needs)	05W	LMC	\$5,337.58
		4666	6582347	2020 CV3 PS Legal Aid Society of Orange County Bar Assoc	05C	LMC	\$19,229.65
			6582364	2020 CV3 PS Legal Aid Society of Orange County Bar Assoc	05C	LMC	\$4,840.92
			6582371	2020 CV3 PS Legal Aid Society of Orange County Bar Assoc	05C	LMC	\$10,949.86
			6605560	2020 CV3 PS Legal Aid Society of Orange County Bar Assoc	05C	LMC	\$13,549.34
			6608255	2020 CV3 PS Legal Aid Society of Orange County Bar Assoc	05C	LMC	\$15,318.07
			6611739	2020 CV3 PS Legal Aid Society of Orange County Bar Assoc	05C	LMC	\$13,188.22
			6635883	2020 CV3 PS Legal Aid Society of Orange County Bar Assoc	05C	LMC	\$14,795.35
			6644466	2020 CV3 PS Legal Aid Society of Orange County Bar Assoc	05C	LMC	\$19,770.26
			6661209	2020 CV3 PS Legal Aid Society of Orange County Bar Assoc	05C	LMC	\$34,475.05
			6661216	2020 CV3 PS Legal Aid Society of Orange County Bar Assoc	05C	LMC	\$23,312.96
			6666958	2020 CV3 PS Legal Aid Society of Orange County Bar Assoc	05C	LMC	\$22,783.29
			6681195	2020 CV3 PS Legal Aid Society of Orange County Bar Assoc	05C	LMC	\$32,843.48
			6809215	2020 CV3 PS Legal Aid Society of Orange County Bar Assoc	05C	LMC	\$16,341.71
			6826321	2020 CV3 PS Legal Aid Society of Orange County Bar Assoc	05C	LMC	\$20,297.92
			6827878	2020 CV3 PS Legal Aid Society of Orange County Bar Assoc	05C	LMC	\$8,335.10
			6841568	2020 CV3 PS Legal Aid Society of Orange County Bar Assoc	05C	LMC	\$29,968.82
		4667	6569362	2020 CV3 PS LGBT+ Center Orlando	05X	LMC	\$2,097.19
			6569371	2020 CV3 PS LGBT+ Center Orlando	05X	LMC	\$3,369.20
			6569377	2020 CV3 PS LGBT+ Center Orlando	05X	LMC	\$3,996.12
			6569895	2020 CV3 PS LGBT+ Center Orlando	05X	LMC	\$3,455.60
			6601481	2020 CV3 PS LGBT+ Center Orlando	05X	LMC	\$3,487.00
			6601491	2020 CV3 PS LGBT+ Center Orlando	05X	LMC	\$5,289.83
			6603100	2020 CV3 PS LGBT+ Center Orlando	05X	LMC	\$3,731.12
			6603122	2020 CV3 PS LGBT+ Center Orlando	05X	LMC	\$3,622.27
			6628966	2020 CV3 PS LGBT+ Center Orlando	05X	LMC	\$3,791.25
			6653696	2020 CV3 PS LGBT+ Center Orlando	05X	LMC	\$3,622.27
			6653708	2020 CV3 PS LGBT+ Center Orlando	05X	LMC	\$3,755.09
			6653711	2020 CV3 PS LGBT+ Center Orlando	05X	LMC	\$7,287.58
		4668	6568960	2020 CV3 PS Life Concepts (Quest)	05B	LMC	\$3,761.11
			6568961	2020 CV3 PS Life Concepts (Quest)	05B	LMC	\$631.33
			6594477	2020 CV3 PS Life Concepts (Quest)	05B	LMC	\$8,599.67
			6601494	2020 CV3 PS Life Concepts (Quest)	05B	LMC	\$8,052.66
			6601816	2020 CV3 PS Life Concepts (Quest)	05B	LMC	\$105.78
			6604591	2020 CV3 PS Life Concepts (Quest)	05B	LMC	\$455.42
			6604597	2020 CV3 PS Life Concepts (Quest)	05B	LMC	\$12,394.03
		4669	6585679	2020 CV3 PS Lighthouse Central Florida	05B	LMC	\$4,061.38
			6587310	2020 CV3 PS Lighthouse Central Florida	05B	LMC	\$5,288.09
			6591180	2020 CV3 PS Lighthouse Central Florida	05B	LMC	\$1,704.76
			6605907	2020 CV3 PS Lighthouse Central Florida	05B	LMC	\$5,818.71
			6606972	2020 CV3 PS Lighthouse Central Florida	05B	LMC	\$8,841.12
			6614554	2020 CV3 PS Lighthouse Central Florida	05B	LMC	\$6,448.79
			6645778	2020 CV3 PS Lighthouse Central Florida	05B	LMC	\$3,606.26
			6645787	2020 CV3 PS Lighthouse Central Florida	05B	LMC	\$5,888.29
			6648147	2020 CV3 PS Lighthouse Central Florida	05B	LMC	\$3,342.60
		4670	6621602	2020 CV3 PS Pathways Drop-In Center	03T	LMC	\$2,806.14
			6621613	2020 CV3 PS Pathways Drop-In Center	03T	LMC	\$3,707.74
			6621622	2020 CV3 PS Pathways Drop-In Center	03T	LMC	\$3,601.44
			6625594	2020 CV3 PS Pathways Drop-In Center	03T	LMC	\$3,728.99
			6647816	2020 CV3 PS Pathways Drop-In Center	03T	LMC	\$9,825.18
			6654453	2020 CV3 PS Pathways Drop-In Center	03T	LMC	\$14,927.84
			6676276	2020 CV3 PS Pathways Drop-In Center	03T	LMC	\$3,736.38
			6676294	2020 CV3 PS Pathways Drop-In Center	03T	LMC	\$15,492.10
			6676298	2020 CV3 PS Pathways Drop-In Center	03T	LMC	\$10,755.13
			6688768	2020 CV3 PS Pathways Drop-In Center	03T	LMC	\$7,099.21
			6723521	2020 CV3 PS Pathways Drop-In Center	03T	LMC	\$5,719.67
			6740349	2020 CV3 PS Pathways Drop-In Center	03T	LMC	\$12,074.65
			6742551	2020 CV3 PS Pathways Drop-In Center	03T	LMC	\$5,681.28



Office of Community Planning and Development
 U.S. Department of Housing and Urban Development
 Integrated Disbursement and Information System
 PR26 - CDBG-CV Financial Summary Report
 Orange County , FL

DATE: 12-03-24
 TIME: 14:11
 PAGE: 18

Plan Year	IDIS Project	IDIS Activity	Voucher Number	Activity Name	Matrix Code	National Objective	Drawn Amount
2020	19	4670	6751852	2020 CV3 PS Pathways Drop-In Center	03T	LMC	\$14,614.38
		4671	6600287	2020 CV3 PS Primrose Center	05B	LMC	\$21,539.36
			6623240	2020 CV3 PS Primrose Center	05B	LMC	\$36,998.56
			6644372	2020 CV3 PS Primrose Center	05B	LMC	\$31,379.29
			6647159	2020 CV3 PS Primrose Center	05B	LMC	\$33,103.56
			6648438	2020 CV3 PS Primrose Center	05B	LMC	\$49,076.71
			6649840	2020 CV3 PS Primrose Center	05B	LMC	\$32,551.61
			6650122	2020 CV3 PS Primrose Center	05B	LMC	\$34,045.85
			6654186	2020 CV3 PS Primrose Center	05B	LMC	\$35,227.87
			6655206	2020 CV3 PS Primrose Center	05B	LMC	\$35,271.27
			6661242	2020 CV3 PS Primrose Center	05B	LMC	\$31,212.35
			6678865	2020 CV3 PS Primrose Center	05B	LMC	\$9,593.57
		4672	6571062	2020 CV3 PS United Against Poverty	05O	LMC	\$9,350.63
			6571520	2020 CV3 PS United Against Poverty	05O	LMC	\$18,172.64
			6571530	2020 CV3 PS United Against Poverty	05O	LMC	\$17,293.80
			6571537	2020 CV3 PS United Against Poverty	05O	LMC	\$26,157.79
			6571550	2020 CV3 PS United Against Poverty	05O	LMC	\$17,548.54
			6571553	2020 CV3 PS United Against Poverty	05O	LMC	\$16,893.76
			6611890	2020 CV3 PS United Against Poverty	05O	LMC	\$15,237.57
			6612350	2020 CV3 PS United Against Poverty	05O	LMC	\$18,044.20
			6613558	2020 CV3 PS United Against Poverty	05O	LMC	\$25,970.80
			6635507	2020 CV3 PS United Against Poverty	05O	LMC	\$425.93
			6635642	2020 CV3 PS United Against Poverty	05O	LMC	\$21,279.62
			6636195	2020 CV3 PS United Against Poverty	05O	LMC	\$3,624.71
		4673	6612611	2020 CV3 PS Zebra Coalition	05X	LMC	\$4,693.79
			6612736	2020 CV3 PS Zebra Coalition	05X	LMC	\$4,699.34
			6612742	2020 CV3 PS Zebra Coalition	05X	LMC	\$4,693.76
			6627155	2020 CV3 PS Zebra Coalition	05X	LMC	\$4,693.76
			6627541	2020 CV3 PS Zebra Coalition	05X	LMC	\$4,832.68
			6629445	2020 CV3 PS Zebra Coalition	05X	LMC	\$5,206.67
			6647046	2020 CV3 PS Zebra Coalition	05X	LMC	\$5,115.09
			6653965	2020 CV3 PS Zebra Coalition	05X	LMC	\$4,711.28
			6665431	2020 CV3 PS Zebra Coalition	05X	LMC	\$4,711.28
			6688183	2020 CV3 PS Zebra Coalition	05X	LMC	\$5,257.71
		4810	6616943	2020 CV3 PS Hair in Motion Apprenticeship Training Program	05H	LMCSV	\$7,062.00
			6625361	2020 CV3 PS Hair in Motion Apprenticeship Training Program	05H	LMCSV	\$11,220.00
			6642337	2020 CV3 PS Hair in Motion Apprenticeship Training Program	05H	LMCSV	\$12,408.00
			6642342	2020 CV3 PS Hair in Motion Apprenticeship Training Program	05H	LMCSV	\$15,510.00
			6642358	2020 CV3 PS Hair in Motion Apprenticeship Training Program	05H	LMCSV	\$12,408.00
			6661196	2020 CV3 PS Hair in Motion Apprenticeship Training Program	05H	LMCSV	\$12,408.00
			6677606	2020 CV3 PS Hair in Motion Apprenticeship Training Program	05H	LMCSV	\$12,848.00
			6683794	2020 CV3 PS Hair in Motion Apprenticeship Training Program	05H	LMCSV	\$12,518.00
			6683931	2020 CV3 PS Hair in Motion Apprenticeship Training Program	05H	LMCSV	\$3,618.00
		5097	6872700	2020-24 CV3 PS Community Legal Services of Mid Florida	05C	LMC	\$4,436.20
			6872714	2020-24 CV3 PS Community Legal Services of Mid Florida	05C	LMC	\$11,104.18
			6875975	2020-24 CV3 PS Community Legal Services of Mid Florida	05C	LMC	\$13,122.84
			6884239	2020-24 CV3 PS Community Legal Services of Mid Florida	05C	LMC	\$11,995.57
			6884243	2020-24 CV3 PS Community Legal Services of Mid Florida	05C	LMC	\$12,309.04
			6884245	2020-24 CV3 PS Community Legal Services of Mid Florida	05C	LMC	\$11,504.71
			6884248	2020-24 CV3 PS Community Legal Services of Mid Florida	05C	LMC	\$10,843.96
			6884250	2020-24 CV3 PS Community Legal Services of Mid Florida	05C	LMC	\$7,984.03
			6898083	2020-24 CV3 PS Community Legal Services of Mid Florida	05C	LMC	\$9,483.27
			6898087	2020-24 CV3 PS Community Legal Services of Mid Florida	05C	LMC	\$9,946.56
			6904203	2020-24 CV3 PS Community Legal Services of Mid Florida	05C	LMC	\$7,269.64
Total							\$6,022,207.23

LINE 19 DETAIL: ACTIVITIES INCLUDED IN THE COMPUTATION OF LINE 19



Office of Community Planning and Development
 U.S. Department of Housing and Urban Development
 Integrated Disbursement and Information System
 PR26 - CDBG-CV Financial Summary Report
 Orange County , FL

DATE: 12-03-24
 TIME: 14:11
 PAGE: 19

Plan Year	IDIS Project	IDIS Activity	Voucher Number	Activity Name	Matrix Code	National Objective	Drawn Amount
2020	4	4379	6414629	2020 CV CDBG Administration	21A		\$4,368.97
			6419191	2020 CV CDBG Administration	21A		\$1,944.77
			6419984	2020 CV CDBG Administration	21A		\$590.34
			6421132	2020 CV CDBG Administration	21A		\$49.90
			6440748	2020 CV CDBG Administration	21A		\$4,446.49
			6445835	2020 CV CDBG Administration	21A		\$3,867.70
			6447028	2020 CV CDBG Administration	21A		\$10,915.20
			6449152	2020 CV CDBG Administration	21A		\$2,000.00
			6449326	2020 CV CDBG Administration	21A		\$9,528.62
			6453039	2020 CV CDBG Administration	21A		\$1,003.59
			6453501	2020 CV CDBG Administration	21A		\$832.80
			6453507	2020 CV CDBG Administration	21A		\$832.80
			6453510	2020 CV CDBG Administration	21A		\$458.04
			6453514	2020 CV CDBG Administration	21A		\$832.80
			6453517	2020 CV CDBG Administration	21A		\$437.22
			6453519	2020 CV CDBG Administration	21A		\$499.68
			6453522	2020 CV CDBG Administration	21A		\$666.24
			6453525	2020 CV CDBG Administration	21A		\$499.68
			6453527	2020 CV CDBG Administration	21A		\$603.78
			6453535	2020 CV CDBG Administration	21A		\$499.68
			6454090	2020 CV CDBG Administration	21A		\$832.80
			6454093	2020 CV CDBG Administration	21A		\$832.80
			6454095	2020 CV CDBG Administration	21A		\$832.80
			6454115	2020 CV CDBG Administration	21A		\$395.58
			6454746	2020 CV CDBG Administration	21A		\$4,871.30
			6455358	2020 CV CDBG Administration	21A		\$8,156.10
			6457214	2020 CV CDBG Administration	21A		\$249.84
			6460288	2020 CV CDBG Administration	21A		\$697.47
			6463073	2020 CV CDBG Administration	21A		\$56.21
			6464613	2020 CV CDBG Administration	21A		\$3,329.32
			6464764	2020 CV CDBG Administration	21A		\$10,296.72
			6465973	2020 CV CDBG Administration	21A		\$661.94
			6475242	2020 CV CDBG Administration	21A		\$3,395.17
			6481749	2020 CV CDBG Administration	21A		\$182.17
			6482234	2020 CV CDBG Administration	21A		\$262.33
			6482481	2020 CV CDBG Administration	21A		\$135.33
			6485018	2020 CV CDBG Administration	21A		\$3,395.17
			6486760	2020 CV CDBG Administration	21A		\$12,445.10
			6487194	2020 CV CDBG Administration	21A		\$199.87
			6490784	2020 CV CDBG Administration	21A		\$247.76
			6491765	2020 CV CDBG Administration	21A		\$295.64
			6491797	2020 CV CDBG Administration	21A		\$12,447.36
			6493080	2020 CV CDBG Administration	21A		\$12,293.72
			6496554	2020 CV CDBG Administration	21A		\$3,395.17
			6497241	2020 CV CDBG Administration	21A		\$11,241.84
			6498397	2020 CV CDBG Administration	21A		\$2,614.79
			6499214	2020 CV CDBG Administration	21A		\$60.34
			6504312	2020 CV CDBG Administration	21A		\$114.51
			6507860	2020 CV CDBG Administration	21A		\$549.65
			6508710	2020 CV CDBG Administration	21A		\$3,395.17
			6509381	2020 CV CDBG Administration	21A		\$364.35
			6509435	2020 CV CDBG Administration	21A		\$399.74
			6509506	2020 CV CDBG Administration	21A		\$383.09
			6509612	2020 CV CDBG Administration	21A		\$347.69
			6512850	2020 CV CDBG Administration	21A		\$151.86
			6514440	2020 CV CDBG Administration	21A		\$10,216.57
			6515852	2020 CV CDBG Administration	21A		\$7,628.84
			6516353	2020 CV CDBG Administration	21A		\$7,909.50
			6517061	2020 CV CDBG Administration	21A		\$9,124.39
			6518028	2020 CV CDBG Administration	21A		\$9,234.43
			6520032	2020 CV CDBG Administration	21A		\$3,395.17



Office of Community Planning and Development
 U.S. Department of Housing and Urban Development
 Integrated Disbursement and Information System
 PR26 - CDBG-CV Financial Summary Report
 Orange County , FL

DATE: 12-03-24
 TIME: 14:11
 PAGE: 20

Plan Year	IDIS Project	IDIS Activity	Voucher Number	Activity Name	Matrix Code	National Objective	Drawn Amount
2020	4	4379	6520531	2020 CV CDBG Administration	21A		\$314.38
			6520589	2020 CV CDBG Administration	21A		\$182.10
			6520623	2020 CV CDBG Administration	21A		\$253.55
			6520675	2020 CV CDBG Administration	21A		\$103.72
			6520718	2020 CV CDBG Administration	21A		\$124.92
			6521504	2020 CV CDBG Administration	21A		\$414.90
			6521544	2020 CV CDBG Administration	21A		\$375.72
			6522225	2020 CV CDBG Administration	21A		\$285.82
			6524235	2020 CV CDBG Administration	21A		\$8,761.98
			6524410	2020 CV CDBG Administration	21A		\$306.05
			6524565	2020 CV CDBG Administration	21A		\$7,054.70
			6527213	2020 CV CDBG Administration	21A		\$7,412.38
			6528635	2020 CV CDBG Administration	21A		\$473.68
			6529059	2020 CV CDBG Administration	21A		\$247.82
			6532608	2020 CV CDBG Administration	21A		\$3,395.17
			6534523	2020 CV CDBG Administration	21A		\$334.23
			6534547	2020 CV CDBG Administration	21A		\$749.12
			6534839	2020 CV CDBG Administration	21A		\$726.08
			6536450	2020 CV CDBG Administration	21A		\$5,593.90
			6536693	2020 CV CDBG Administration	21A		\$5,270.67
			6536818	2020 CV CDBG Administration	21A		\$248.54
			6537429	2020 CV CDBG Administration	21A		\$622.35
			6537801	2020 CV CDBG Administration	21A		\$342.29
			6538378	2020 CV CDBG Administration	21A		\$176.97
			6539066	2020 CV CDBG Administration	21A		\$210.02
			6539382	2020 CV CDBG Administration	21A		\$310.22
			6539467	2020 CV CDBG Administration	21A		\$832.80
			6539540	2020 CV CDBG Administration	21A		\$478.86
			6539600	2020 CV CDBG Administration	21A		\$603.78
			6540837	2020 CV CDBG Administration	21A		\$115.25
			6545597	2020 CV CDBG Administration	21A		\$343.53
			6546617	2020 CV CDBG Administration	21A		\$467.91
			6546624	2020 CV CDBG Administration	21A		\$159.04
			6548059	2020 CV CDBG Administration	21A		\$4,942.07
			6548377	2020 CV CDBG Administration	21A		\$5,192.59
			6549146	2020 CV CDBG Administration	21A		\$114.51
			6550102	2020 CV CDBG Administration	21A		\$3,395.17
			6550273	2020 CV CDBG Administration	21A		\$442.56
			6550326	2020 CV CDBG Administration	21A		\$207.45
			6550660	2020 CV CDBG Administration	21A		\$541.67
			6551045	2020 CV CDBG Administration	21A		\$187.96
			6551427	2020 CV CDBG Administration	21A		\$445.09
			6551523	2020 CV CDBG Administration	21A		\$5,652.01
			6551763	2020 CV CDBG Administration	21A		\$311.18
			6551779	2020 CV CDBG Administration	21A		\$301.89
			6551781	2020 CV CDBG Administration	21A		\$187.38
			6551795	2020 CV CDBG Administration	21A		\$180.94
			6551799	2020 CV CDBG Administration	21A		\$352.67
			6551850	2020 CV CDBG Administration	21A		\$247.82
			6553237	2020 CV CDBG Administration	21A		\$5,130.08
			6554967	2020 CV CDBG Administration	21A		\$595.45
			6555059	2020 CV CDBG Administration	21A		\$789.46
			6555184	2020 CV CDBG Administration	21A		\$80.68
			6555417	2020 CV CDBG Administration	21A		\$395.58
			6555487	2020 CV CDBG Administration	21A		\$92.20
			6555887	2020 CV CDBG Administration	21A		\$4,908.10
			6556559	2020 CV CDBG Administration	21A		\$18.44
			6561860	2020 CV CDBG Administration	21A		\$892.00
			6561952	2020 CV CDBG Administration	21A		\$713.60
			6562058	2020 CV CDBG Administration	21A		\$892.00
			6564899	2020 CV CDBG Administration	21A		\$403.38



Office of Community Planning and Development
 U.S. Department of Housing and Urban Development
 Integrated Disbursement and Information System
 PR26 - CDBG-CV Financial Summary Report
 Orange County , FL

DATE: 12-03-24
 TIME: 14:11
 PAGE: 21

Plan Year	IDIS Project	IDIS Activity	Voucher Number	Activity Name	Matrix Code	National Objective	Drawn Amount
2020	4	4379	6564916	2020 CV CDBG Administration	21A		\$246.64
			6564934	2020 CV CDBG Administration	21A		\$421.81
			6565211	2020 CV CDBG Administration	21A		\$119.94
			6565805	2020 CV CDBG Administration	21A		\$295.04
			6565958	2020 CV CDBG Administration	21A		\$258.16
			6566099	2020 CV CDBG Administration	21A		\$115.25
			6566271	2020 CV CDBG Administration	21A		\$149.82
			6566368	2020 CV CDBG Administration	21A		\$179.79
			6566756	2020 CV CDBG Administration	21A		\$5,666.15
			6567161	2020 CV CDBG Administration	21A		\$239.72
			6567280	2020 CV CDBG Administration	21A		\$186.71
			6567805	2020 CV CDBG Administration	21A		\$4,908.10
			6568564	2020 CV CDBG Administration	21A		\$433.06
			6568599	2020 CV CDBG Administration	21A		\$610.03
			6568638	2020 CV CDBG Administration	21A		\$328.96
			6568968	2020 CV CDBG Administration	21A		\$510.09
			6569528	2020 CV CDBG Administration	21A		\$713.60
			6578137	2020 CV CDBG Administration	21A		\$4,908.10
			6579982	2020 CV CDBG Administration	21A		\$133.69
			6580052	2020 CV CDBG Administration	21A		\$5,262.42
			6580410	2020 CV CDBG Administration	21A		\$129.08
			6580965	2020 CV CDBG Administration	21A		\$334.22
			6580969	2020 CV CDBG Administration	21A		\$274.30
			6581968	2020 CV CDBG Administration	21A		\$103.73
			6582057	2020 CV CDBG Administration	21A		\$514.01
			6582065	2020 CV CDBG Administration	21A		\$546.29
			6582446	2020 CV CDBG Administration	21A		\$470.22
			6582497	2020 CV CDBG Administration	21A		\$467.91
			6583119	2020 CV CDBG Administration	21A		\$66.90
			6583213	2020 CV CDBG Administration	21A		\$334.50
			6583258	2020 CV CDBG Administration	21A		\$267.60
			6583334	2020 CV CDBG Administration	21A		\$62.23
			6583536	2020 CV CDBG Administration	21A		\$573.95
			6583626	2020 CV CDBG Administration	21A		\$375.72
			6583692	2020 CV CDBG Administration	21A		\$140.60
			6583865	2020 CV CDBG Administration	21A		\$151.67
			6584647	2020 CV CDBG Administration	21A		\$841.32
			6584952	2020 CV CDBG Administration	21A		\$262.77
			6585026	2020 CV CDBG Administration	21A		\$159.04
			6585686	2020 CV CDBG Administration	21A		\$122.17
			6586241	2020 CV CDBG Administration	21A		\$407.99
			6587317	2020 CV CDBG Administration	21A		\$4,908.10
			6587666	2020 CV CDBG Administration	21A		\$5,366.02
			6588167	2020 CV CDBG Administration	21A		\$5,511.74
			6590161	2020 CV CDBG Administration	21A		\$265.08
			6591694	2020 CV CDBG Administration	21A		\$156.10
			6592063	2020 CV CDBG Administration	21A		\$318.78
			6593747	2020 CV CDBG Administration	21A		\$111.50
			6593767	2020 CV CDBG Administration	21A		\$100.35
			6593768	2020 CV CDBG Administration	21A		\$283.51
			6593821	2020 CV CDBG Administration	21A		\$334.50
			6593933	2020 CV CDBG Administration	21A		\$312.20
			6593976	2020 CV CDBG Administration	21A		\$379.10
			6594019	2020 CV CDBG Administration	21A		\$111.50
			6594411	2020 CV CDBG Administration	21A		\$822.89
			6594435	2020 CV CDBG Administration	21A		\$679.98
			6595006	2020 CV CDBG Administration	21A		\$142.91
			6595252	2020 CV CDBG Administration	21A		\$50.71
			6595484	2020 CV CDBG Administration	21A		\$267.60
			6595562	2020 CV CDBG Administration	21A		\$216.67
			6595584	2020 CV CDBG Administration	21A		\$283.52



Office of Community Planning and Development
 U.S. Department of Housing and Urban Development
 Integrated Disbursement and Information System
 PR26 - CDBG-CV Financial Summary Report
 Orange County , FL

DATE: 12-03-24
 TIME: 14:11
 PAGE: 22

Plan Year	IDIS Project	IDIS Activity	Voucher Number	Activity Name	Matrix Code	National Objective	Drawn Amount
2020	4	4379	6595656	2020 CV CDBG Administration	21A		\$172.88
			6595898	2020 CV CDBG Administration	21A		\$334.22
			6597896	2020 CV CDBG Administration	21A		\$245.30
			6598241	2020 CV CDBG Administration	21A		\$111.50
			6600121	2020 CV CDBG Administration	21A		\$5,601.89
			6600800	2020 CV CDBG Administration	21A		\$4,908.10
			6601562	2020 CV CDBG Administration	21A		\$4,242.15
			6601583	2020 CV CDBG Administration	21A		\$289.90
			6601889	2020 CV CDBG Administration	21A		\$327.42
			6603227	2020 CV CDBG Administration	21A		\$133.80
			6603231	2020 CV CDBG Administration	21A		\$240.84
			6603232	2020 CV CDBG Administration	21A		\$294.36
			6603830	2020 CV CDBG Administration	21A		\$354.97
			6603883	2020 CV CDBG Administration	21A		\$636.18
			6603908	2020 CV CDBG Administration	21A		\$224.74
			6604735	2020 CV CDBG Administration	21A		\$151.67
			6605371	2020 CV CDBG Administration	21A		\$495.58
			6605932	2020 CV CDBG Administration	21A		\$484.05
			6606588	2020 CV CDBG Administration	21A		\$752.62
			6606589	2020 CV CDBG Administration	21A		\$423.70
			6606640	2020 CV CDBG Administration	21A		\$401.07
			6606849	2020 CV CDBG Administration	21A		\$149.83
			6606989	2020 CV CDBG Administration	21A		\$737.60
			6607119	2020 CV CDBG Administration	21A		\$855.15
			6607124	2020 CV CDBG Administration	21A		\$560.11
			6610478	2020 CV CDBG Administration	21A		\$4,908.10
			6616894	2020 CV CDBG Administration	21A		\$5,467.50
			6617075	2020 CV CDBG Administration	21A		\$245.30
			6617093	2020 CV CDBG Administration	21A		\$356.80
			6617297	2020 CV CDBG Administration	21A		\$200.70
			6617455	2020 CV CDBG Administration	21A		\$289.90
			6617468	2020 CV CDBG Administration	21A		\$100.35
			6617562	2020 CV CDBG Administration	21A		\$289.90
			6617581	2020 CV CDBG Administration	21A		\$289.90
			6617591	2020 CV CDBG Administration	21A		\$451.58
			6617593	2020 CV CDBG Administration	21A		\$403.63
			6617638	2020 CV CDBG Administration	21A		\$200.70
			6617648	2020 CV CDBG Administration	21A		\$5,245.06
			6617695	2020 CV CDBG Administration	21A		\$574.22
			6618145	2020 CV CDBG Administration	21A		\$397.61
			6618745	2020 CV CDBG Administration	21A		\$769.87
			6618751	2020 CV CDBG Administration	21A		\$504.80
			6618753	2020 CV CDBG Administration	21A		\$552.97
			6618754	2020 CV CDBG Administration	21A		\$308.87
			6618769	2020 CV CDBG Administration	21A		\$442.56
			6618993	2020 CV CDBG Administration	21A		\$175.87
			6619035	2020 CV CDBG Administration	21A		\$570.49
			6620717	2020 CV CDBG Administration	21A		\$6,368.71
			6621468	2020 CV CDBG Administration	21A		\$691.30
			6621471	2020 CV CDBG Administration	21A		\$691.30
			6621492	2020 CV CDBG Administration	21A		\$8,547.78
			6621529	2020 CV CDBG Administration	21A		\$361.26
			6621532	2020 CV CDBG Administration	21A		\$441.54
			6623411	2020 CV CDBG Administration	21A		\$4,908.10
			6623525	2020 CV CDBG Administration	21A		\$345.65
			6623735	2020 CV CDBG Administration	21A		\$535.20
			6623772	2020 CV CDBG Administration	21A		\$755.97
			6623810	2020 CV CDBG Administration	21A		\$760.43
			6623960	2020 CV CDBG Administration	21A		\$236.38
			6626729	2020 CV CDBG Administration	21A		\$449.47
			6627278	2020 CV CDBG Administration	21A		\$59.70



Office of Community Planning and Development
 U.S. Department of Housing and Urban Development
 Integrated Disbursement and Information System
 PR26 - CDBG-CV Financial Summary Report
 Orange County , FL

DATE: 12-03-24
 TIME: 14:11
 PAGE: 23

Plan Year	IDIS Project	IDIS Activity	Voucher Number	Activity Name	Matrix Code	National Objective	Drawn Amount
2020	4	4379	6627484	2020 CV CDBG Administration	21A		\$11.52
			6627489	2020 CV CDBG Administration	21A		\$433.34
			6633629	2020 CV CDBG Administration	21A		\$9,377.44
			6633638	2020 CV CDBG Administration	21A		\$4,073.72
			6634415	2020 CV CDBG Administration	21A		\$289.90
			6635264	2020 CV CDBG Administration	21A		\$4,908.10
			6639805	2020 CV CDBG Administration	21A		\$23.05
			6640092	2020 CV CDBG Administration	21A		\$340.07
			6640196	2020 CV CDBG Administration	21A		\$200.70
			6640291	2020 CV CDBG Administration	21A		\$401.40
			6640337	2020 CV CDBG Administration	21A		\$289.90
			6640450	2020 CV CDBG Administration	21A		\$473.88
			6640722	2020 CV CDBG Administration	21A		\$200.70
			6640918	2020 CV CDBG Administration	21A		\$15.90
			6640978	2020 CV CDBG Administration	21A		\$260.46
			6641028	2020 CV CDBG Administration	21A		\$223.58
			6641053	2020 CV CDBG Administration	21A		\$46.10
			6642835	2020 CV CDBG Administration	21A		\$40.34
			6642885	2020 CV CDBG Administration	21A		\$306.57
			6642891	2020 CV CDBG Administration	21A		\$11.53
			6643118	2020 CV CDBG Administration	21A		\$96.12
			6643257	2020 CV CDBG Administration	21A		\$312.20
			6643367	2020 CV CDBG Administration	21A		\$178.40
			6643480	2020 CV CDBG Administration	21A		\$2,408.66
			6643522	2020 CV CDBG Administration	21A		\$55.75
			6643546	2020 CV CDBG Administration	21A		\$490.60
			6643578	2020 CV CDBG Administration	21A		\$312.20
			6643893	2020 CV CDBG Administration	21A		\$5,446.70
			6643935	2020 CV CDBG Administration	21A		\$546.35
			6644319	2020 CV CDBG Administration	21A		\$328.92
			6644336	2020 CV CDBG Administration	21A		\$66.90
			6644380	2020 CV CDBG Administration	21A		\$133.80
			6644401	2020 CV CDBG Administration	21A		\$312.20
			6644454	2020 CV CDBG Administration	21A		\$178.40
			6644554	2020 CV CDBG Administration	21A		\$8.07
			6647851	2020 CV CDBG Administration	21A		\$4,908.10
			6655665	2020 CV CDBG Administration	21A		\$44.60
			6658062	2020 CV CDBG Administration	21A		\$312.20
			6659324	2020 CV CDBG Administration	21A		\$4,908.10
			6661622	2020 CV CDBG Administration	21A		\$3,176.92
			6663465	2020 CV CDBG Administration	21A		\$786.08
			6663954	2020 CV CDBG Administration	21A		\$713.60
			6663967	2020 CV CDBG Administration	21A		\$5.58
			6663978	2020 CV CDBG Administration	21A		\$590.95
			6664027	2020 CV CDBG Administration	21A		\$178.40
			6664060	2020 CV CDBG Administration	21A		\$223.00
			6664135	2020 CV CDBG Administration	21A		\$223.00
			6664664	2020 CV CDBG Administration	21A		\$560.11
			6664689	2020 CV CDBG Administration	21A		\$587.78
			6664988	2020 CV CDBG Administration	21A		\$55.32
			6665143	2020 CV CDBG Administration	21A		\$428.73
			6665392	2020 CV CDBG Administration	21A		\$34.58
			6665666	2020 CV CDBG Administration	21A		\$3,205.57
			6666442	2020 CV CDBG Administration	21A		\$3,919.28
			6666912	2020 CV CDBG Administration	21A		\$145.21
			6668011	2020 CV CDBG Administration	21A		\$3,198.97
			6669451	2020 CV CDBG Administration	21A		\$7,804.82
			6670082	2020 CV CDBG Administration	21A		\$601.61
			6670418	2020 CV CDBG Administration	21A		\$3,570.20
			6673688	2020 CV CDBG Administration	21A		\$6,869.35
			6674589	2020 CV CDBG Administration	21A		\$4,908.10



Office of Community Planning and Development
 U.S. Department of Housing and Urban Development
 Integrated Disbursement and Information System
 PR26 - CDBG-CV Financial Summary Report
 Orange County , FL

DATE: 12-03-24
 TIME: 14:11
 PAGE: 24

Plan Year	IDIS Project	IDIS Activity	Voucher Number	Activity Name	Matrix Code	National Objective	Drawn Amount
2020	4	4379	6675028	2020 CV CDBG Administration	21A		\$223.00
			6675139	2020 CV CDBG Administration	21A		\$267.60
			6676209	2020 CV CDBG Administration	21A		\$223.00
			6676636	2020 CV CDBG Administration	21A		\$133.80
			6676714	2020 CV CDBG Administration	21A		\$6,271.81
			6677203	2020 CV CDBG Administration	21A		\$382.63
			6677223	2020 CV CDBG Administration	21A		\$304.26
			6677238	2020 CV CDBG Administration	21A		\$97.96
			6677357	2020 CV CDBG Administration	21A		\$200.70
			6677368	2020 CV CDBG Administration	21A		\$223.00
			6677384	2020 CV CDBG Administration	21A		\$156.10
			6677399	2020 CV CDBG Administration	21A		\$245.30
			6677440	2020 CV CDBG Administration	21A		\$507.33
			6677710	2020 CV CDBG Administration	21A		\$111.50
			6677746	2020 CV CDBG Administration	21A		\$234.15
			6677765	2020 CV CDBG Administration	21A		\$384.68
			6677780	2020 CV CDBG Administration	21A		\$624.40
			6677823	2020 CV CDBG Administration	21A		\$301.05
			6679806	2020 CV CDBG Administration	21A		\$387.24
			6679852	2020 CV CDBG Administration	21A		\$50.02
			6679898	2020 CV CDBG Administration	21A		\$523.23
			6680312	2020 CV CDBG Administration	21A		\$66.90
			6680358	2020 CV CDBG Administration	21A		\$53.94
			6680722	2020 CV CDBG Administration	21A		\$245.30
			6681860	2020 CV CDBG Administration	21A		\$156.10
			6683795	2020 CV CDBG Administration	21A		\$442.56
			6683834	2020 CV CDBG Administration	21A		\$859.76
			6684011	2020 CV CDBG Administration	21A		\$4,908.10
			6687242	2020 CV CDBG Administration	21A		\$115.48
			6687400	2020 CV CDBG Administration	21A		\$407.99
			6687564	2020 CV CDBG Administration	21A		\$129.54
			6687575	2020 CV CDBG Administration	21A		\$235.11
			6688164	2020 CV CDBG Administration	21A		\$297.34
			6689890	2020 CV CDBG Administration	21A		\$8,380.26
			6690282	2020 CV CDBG Administration	21A		\$105.34
			6690287	2020 CV CDBG Administration	21A		\$472.52
			6690836	2020 CV CDBG Administration	21A		\$98.42
			6691022	2020 CV CDBG Administration	21A		\$6,867.06
			6691290	2020 CV CDBG Administration	21A		\$89.90
			6691470	2020 CV CDBG Administration	21A		\$6.45
			6691572	2020 CV CDBG Administration	21A		\$69.84
			6691736	2020 CV CDBG Administration	21A		\$42.64
			6691755	2020 CV CDBG Administration	21A		\$5,322.67
			6691901	2020 CV CDBG Administration	21A		\$245.30
			6691933	2020 CV CDBG Administration	21A		\$28.81
			6691951	2020 CV CDBG Administration	21A		\$317.78
			6691994	2020 CV CDBG Administration	21A		\$133.80
			6692662	2020 CV CDBG Administration	21A		\$381.33
			6692694	2020 CV CDBG Administration	21A		\$223.00
			6692725	2020 CV CDBG Administration	21A		\$245.30
			6692788	2020 CV CDBG Administration	21A		\$596.52
			6693375	2020 CV CDBG Administration	21A		\$312.20
			6693620	2020 CV CDBG Administration	21A		\$7,209.16
			6694239	2020 CV CDBG Administration	21A		\$405.68
			6694278	2020 CV CDBG Administration	21A		\$269.69
			6694280	2020 CV CDBG Administration	21A		\$239.72
			6694425	2020 CV CDBG Administration	21A		\$225.89
			6694497	2020 CV CDBG Administration	21A		\$36.88
			6694708	2020 CV CDBG Administration	21A		\$4,018.56
			6695202	2020 CV CDBG Administration	21A		\$5,006.27
			6695765	2020 CV CDBG Administration	21A		\$178.40



Office of Community Planning and Development
 U.S. Department of Housing and Urban Development
 Integrated Disbursement and Information System
 PR26 - CDBG-CV Financial Summary Report
 Orange County , FL

DATE: 12-03-24
 TIME: 14:11
 PAGE: 25

Plan Year	IDIS Project	IDIS Activity	Voucher Number	Activity Name	Matrix Code	National Objective	Drawn Amount
2020	4	4379	6696259	2020 CV CDBG Administration	21A		\$108.33
			6701220	2020 CV CDBG Administration	21A		\$490.60
			6704872	2020 CV CDBG Administration	21A		\$5,006.27
			6713567	2020 CV CDBG Administration	21A		\$3,166.57
			6714169	2020 CV CDBG Administration	21A		\$5,006.27
			6714954	2020 CV CDBG Administration	21A		\$2,597.35
			6719414	2020 CV CDBG Administration	21A		\$33.45
			6719560	2020 CV CDBG Administration	21A		\$7.46
			6723131	2020 CV CDBG Administration	21A		\$7.61
			6723628	2020 CV CDBG Administration	21A		\$23.05
			6723632	2020 CV CDBG Administration	21A		\$105.57
			6724057	2020 CV CDBG Administration	21A		\$69.38
			6724224	2020 CV CDBG Administration	21A		\$1.15
			6724757	2020 CV CDBG Administration	21A		\$5,006.27
			6724945	2020 CV CDBG Administration	21A		\$156.10
			6725255	2020 CV CDBG Administration	21A		\$3,034.52
			6725369	2020 CV CDBG Administration	21A		\$206.28
			6727790	2020 CV CDBG Administration	21A		\$156.10
			6728898	2020 CV CDBG Administration	21A		\$26.97
			6730545	2020 CV CDBG Administration	21A		\$234.15
			6734467	2020 CV CDBG Administration	21A		\$16.72
			6735443	2020 CV CDBG Administration	21A		\$5,006.27
			6738290	2020 CV CDBG Administration	21A		\$2,294.29
			6739380	2020 CV CDBG Administration	21A		\$3,188.64
			6742863	2020 CV CDBG Administration	21A		\$457.15
			6743238	2020 CV CDBG Administration	21A		\$163.66
			6744951	2020 CV CDBG Administration	21A		\$15.44
			6744970	2020 CV CDBG Administration	21A		\$5.76
			6745809	2020 CV CDBG Administration	21A		\$3,127.46
			6746841	2020 CV CDBG Administration	21A		\$5,006.27
			6747804	2020 CV CDBG Administration	21A		\$429.28
			6748982	2020 CV CDBG Administration	21A		\$2,519.77
			6754297	2020 CV CDBG Administration	21A		\$2,046.65
			6755466	2020 CV CDBG Administration	21A		\$2,510.16
			6756940	2020 CV CDBG Administration	21A		\$2,371.53
			6758399	2020 CV CDBG Administration	21A		\$5,006.27
			6766278	2020 CV CDBG Administration	21A		\$8.76
			6766617	2020 CV CDBG Administration	21A		\$579.80
			6768928	2020 CV CDBG Administration	21A		\$28.12
			6769028	2020 CV CDBG Administration	21A		\$607.68
			6769786	2020 CV CDBG Administration	21A		\$609.67
			6769970	2020 CV CDBG Administration	21A		\$629.98
			6771232	2020 CV CDBG Administration	21A		\$5,006.27
			6778121	2020 CV CDBG Administration	21A		\$1,960.73
			6780924	2020 CV CDBG Administration	21A		\$2,343.87
			6781825	2020 CV CDBG Administration	21A		\$5,006.27
			6784253	2020 CV CDBG Administration	21A		\$2,162.85
			6786848	2020 CV CDBG Administration	21A		\$13.83
			6790219	2020 CV CDBG Administration	21A		\$2,555.37
			6791170	2020 CV CDBG Administration	21A		\$1,656.02
			6792009	2020 CV CDBG Administration	21A		\$1,720.32
			6792606	2020 CV CDBG Administration	21A		\$38.53
			6793878	2020 CV CDBG Administration	21A		\$5,006.27
			6793936	2020 CV CDBG Administration	21A		\$1,266.66
			6796063	2020 CV CDBG Administration	21A		\$4,442.88
			6797247	2020 CV CDBG Administration	21A		\$26.05
			6798528	2020 CV CDBG Administration	21A		\$2,056.54
			6800494	2020 CV CDBG Administration	21A		\$351.22
			6800589	2020 CV CDBG Administration	21A		\$741.18
			6802160	2020 CV CDBG Administration	21A		\$755.75
			6803851	2020 CV CDBG Administration	21A		\$5,006.27



Office of Community Planning and Development
 U.S. Department of Housing and Urban Development
 Integrated Disbursement and Information System
 PR26 - CDBG-CV Financial Summary Report
 Orange County , FL

DATE: 12-03-24
 TIME: 14:11
 PAGE: 26

Plan Year	IDIS Project	IDIS Activity	Voucher Number	Activity Name	Matrix Code	National Objective	Drawn Amount
2020	4	4379	6807078	2020 CV CDBG Administration	21A		\$1,298.77
			6810007	2020 CV CDBG Administration	21A		\$110.64
			6810294	2020 CV CDBG Administration	21A		\$21.90
			6813167	2020 CV CDBG Administration	21A		\$1,234.37
			6818805	2020 CV CDBG Administration	21A		\$1,389.36
			6820430	2020 CV CDBG Administration	21A		\$1,133.74
			6821486	2020 CV CDBG Administration	21A		\$176.10
			6827423	2020 CV CDBG Administration	21A		\$546.35
			6828402	2020 CV CDBG Administration	21A		\$5,106.56
			6831471	2020 CV CDBG Administration	21A		\$5,006.27
			6831941	2020 CV CDBG Administration	21A		\$68.46
			6831944	2020 CV CDBG Administration	21A		\$1,860.66
			6837064	2020 CV CDBG Administration	21A		\$1,759.05
			6838762	2020 CV CDBG Administration	21A		\$5,106.56
			6844112	2020 CV CDBG Administration	21A		\$1,752.39
			6846546	2020 CV CDBG Administration	21A		\$1,598.13
			6849436	2020 CV CDBG Administration	21A		\$5,106.56
			6849690	2020 CV CDBG Administration	21A		\$639.50
			6858215	2020 CV CDBG Administration	21A		\$5,106.56
			6860844	2020 CV CDBG Administration	21A		\$823.52
			6864118	2020 CV CDBG Administration	21A		\$1,147.18
			6865885	2020 CV CDBG Administration	21A		\$976.81
			6869080	2020 CV CDBG Administration	21A		\$5,106.56
			6871322	2020 CV CDBG Administration	21A		\$2,111.77
			6876157	2020 CV CDBG Administration	21A		\$2,172.36
			6877914	2020 CV CDBG Administration	21A		\$1,436.40
			6879344	2020 CV CDBG Administration	21A		\$5,106.56
			6888085	2020 CV CDBG Administration	21A		\$916.72
			6890352	2020 CV CDBG Administration	21A		\$5,106.56
			6891770	2020 CV CDBG Administration	21A		\$731.61
			6900014	2020 CV CDBG Administration	21A		\$560.21
			6901613	2020 CV CDBG Administration	21A		\$5,106.56
			6903886	2020 CV CDBG Administration	21A		\$333.93
			6905625	2020 CV CDBG Administration	21A		\$283.97
			6910814	2020 CV CDBG Administration	21A		\$619.31
			6911766	2020 CV CDBG Administration	21A		\$5,106.56
			6922095	2020 CV CDBG Administration	21A		\$5,106.56
			6923802	2020 CV CDBG Administration	21A		\$303.58
			6925342	2020 CV CDBG Administration	21A		\$358.59
			6931763	2020 CV CDBG Administration	21A		\$1,025.59
			6932740	2020 CV CDBG Administration	21A		\$5,106.56
			6937253	2020 CV CDBG Administration	21A		\$2,265.48
			6938866	2020 CV CDBG Administration	21A		\$41.95
			6940813	2020 CV CDBG Administration	21A		\$976.40
			6942185	2020 CV CDBG Administration	21A		\$362.50
			6943707	2020 CV CDBG Administration	21A		\$5,106.56
			6949531	2020 CV CDBG Administration	21A		\$147.56
			6954227	2020 CV CDBG Administration	21A		\$170.75
			6955081	2020 CV CDBG Administration	21A		\$5,208.99
			6956307	2020 CV CDBG Administration	21A		\$13.81
			6964185	2020 CV CDBG Administration	21A		\$5,208.99
Total							\$759,095.39



Office of Community Planning and Development
 U.S. Department of Housing and Urban Development
 Integrated Disbursement and Information System

DATE: 12-03-24
 TIME: 14:19
 PAGE: 1

Expenditure Report
 Use of CDBG Funds by Orange County,FL
 from 10-01-2023 to 09-30-2024

Matrix Code	Activity Group	Matrix Code Name	Disbursements during PY 2023	Percent of Total Disbursed in 2023
14A	HR	Rehab; Single-Unit Residential	3,193,256.36	40.48%
14B	HR	Rehab; Multi-Unit Residential	449,013.72	5.69%
14H	HR	Rehabilitation Administration	467,354.82	5.92%
14I	HR	Lead-Based/Lead Hazard Test/Abate	7,707.72	0.10%
Subtotal for : Housing			4,117,332.62	52.20%
03C	PI	Homeless Facilities (not operating costs)	200,213.53	2.54%
03E	PI	Neighborhood Facilities	174,960.98	2.22%
03K	PI	Street Improvements	700,267.55	8.88%
03L	PI	Sidewalks	249,950.00	3.17%
03P	PI	Health Facilities	123,048.00	1.56%
Subtotal for : Public Facilities and Improvements			1,448,440.06	18.36%
05A	PS	Senior Services	144,693.27	1.83%
05B	PS	Services for Persons with Disabilities	122,967.17	1.56%
05C	PS	Legal Services	39,594.32	0.50%
05D	PS	Youth Services	36,359.43	0.46%
05F	PS	Substance Abuse Services	59,772.86	0.76%
05G	PS	Services for victims of domestic violence, dating violence, sexual assault or stalkin	37,245.77	0.47%
05H	PS	Employment Training	54,739.51	0.69%
05L	PS	Child Care Services	221,238.78	2.80%
05M	PS	Health Services	68,697.77	0.87%
05O	PS	Mental Health Services	90,671.92	1.15%
05Q	PS	Subsistence Payment	54,691.06	0.69%
05X	PS	Housing Information and Referral Services	101,456.39	1.29%
Subtotal for : Public Services			1,032,128.25	13.08%
21A	AP	General Program Administration	1,280,764.24	16.24%
21D	AP	Fair Housing Activities (subject to 20% Admin Cap)	9,614.99	0.12%
Subtotal for : General Administration and Planning			1,290,379.23	16.36%
Total Disbursements			7,888,280.16	100.00%



Office of Community Planning and Development
U.S. Department of Housing and Urban Development
Integrated Disbursement and Information System
Expenditure Report
Use of CDBG-CV Funds by Orange County,FL
from 10-01-2023 to 09-30-2024

DATE: 12-03-24
TIME: 14:21
PAGE: 1

Matrix Code	Activity Group	Matrix Code Name	Disbursements during PY 2023	Percent of Total Disbursed in 2023
03B	PI	Facility for Persons with Disabilities	384,092.00	19.87%
03C	PI	Homeless Facilities (not operating costs)	1,166,968.71	60.37%
03E	PI	Neighborhood Facilities	163,495.95	8.46%
Subtotal for : Public Facilities and Improvements			1,714,556.66	88.70%
05C	PS	Legal Services	126,341.71	6.54%
Subtotal for : Public Services			126,341.71	6.54%
21A	AP	General Program Administration	92,179.12	4.77%
Subtotal for : General Administration and Planning			92,179.12	4.77%
Total Disbursements			1,933,077.49	100.00%



U.S. Department of Housing and Urban Development
Office of Community Planning and Development
Integrated Disbursement and Information System
PR91 - ESG Financial Summary

DATE: 12-03-24
TIME: 14:22
PAGE: 1

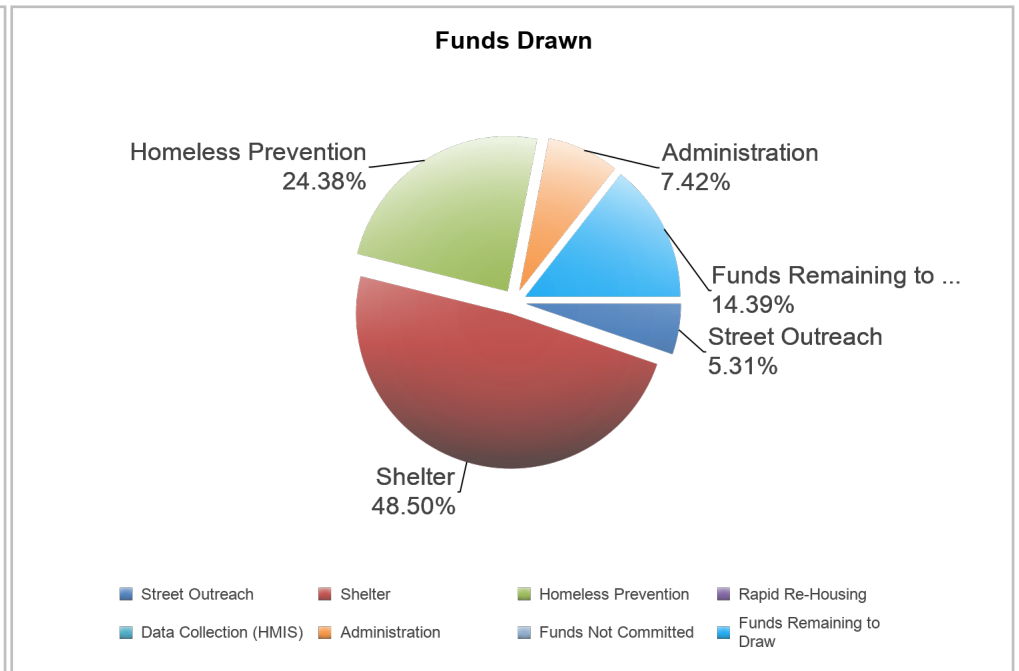
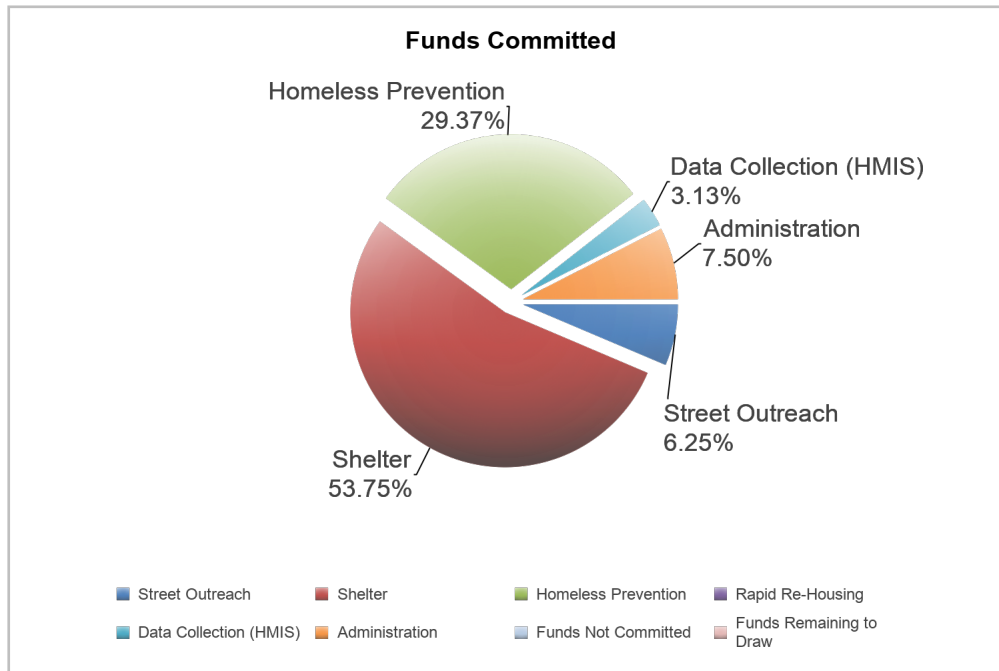
Orange County, FL
2023

ESG Program Level Summary

Grant Number	Total Grant Amount	Total Funds Committed	Total Funds Available to Commit	% of Grant Funds Not Committed	Grant Funds Drawn	% of Grant Funds Drawn	Available to Draw	% Remaining to Draw
E23UC120003	\$639,743.00	\$639,743.00	\$0.00	0.00%	\$547,708.13	85.61%	\$92,034.87	14.39%

ESG Program Components

Activity Type	Total Committed to Activities	% of Grant Committed	Drawn Amount	% of Grant Drawn
Street Outreach	\$40,000.00	6.25%	\$33,988.75	5.31%
Shelter	\$343,845.00	53.75%	\$310,296.27	48.50%
Homeless Prevention	\$187,918.00	29.37%	\$155,951.62	24.38%
Rapid Re-Housing	\$0.00	0.00%	\$0.00	0.00%
Data Collection (HMIS)	\$20,000.00	3.13%	\$0.00	0.00%
Administration	\$47,980.00	7.50%	\$47,471.49	7.42%
Funds Not Committed	\$0.00	0.00%	\$0.00	0.00%
Funds Remaining to Draw	\$0.00	0.00%	\$92,034.87	14.39%
Total	\$639,743.00	100.00%	\$639,743.00	100.00%





U.S. Department of Housing and Urban Development
 Office of Community Planning and Development
 Integrated Disbursement and Information System
 PR91 - ESG Financial Summary

DATE: 12-03-24
 TIME: 14:22
 PAGE: 2

Orange County, FL
 2023

24-Month Grant Expenditure Deadline

All of the recipient's grant must be expended for eligible activity costs within 24 months after the date HUD signs the grant agreement with the recipient. Expenditure means either an actual cash disbursement for a direct charge for a good or service or an indirect cost or the accrual of a direct charge for a good or service or an indirect cost. This report uses draws in IDIS to measure expenditures. HUD allocated Fiscal Year 2011 ESG funds in two allocations. For FY2011, this Obligation Date is the date of the first allocation. This report does not list the Obligation Date, does not calculate the Expenditure Deadline, and does not track the Days Remaining for the FY 2011 second allocation.

Grant Amount: \$639,743.00

Grant Number	Draws to Date	HUD Obligation Date	Expenditure Deadline	Days Remaining to Meet Requirement Date	Expenditures Required
E23UC120003	\$547,708.13	09/27/2023	09/27/2025	298	\$92,034.87

60% Cap on Emergency Shelter and Street Outreach

The cap refers to the total amount of the recipient's fiscal year grant, allowed for emergency shelter and street outreach activities, is capped at 60 percent. This amount cannot exceed the greater of: (1) 60% of the overall grant for the year; or, (2) the amount of Fiscal Year 2010 ESG funds committed for homeless assistance activities. (Note: the HESG-CV grants are currently exempt from the 60% funding cap restrictions.)

Amount Committed to Shelter	Amount Committed to Street Outreach	Total Amount Committed to Shelter and Street Outreach	% Committed to Shelter and Street Outreach	2010 Funds Committed to Homeless Assistance Activities	Total Drawn for Shelter and Street Outreach	% Drawn for Shelter and Street Outreach
\$343,845.00	\$40,000.00	\$383,845.00	60.00%	\$230,749.00	\$344,285.02	53.82%



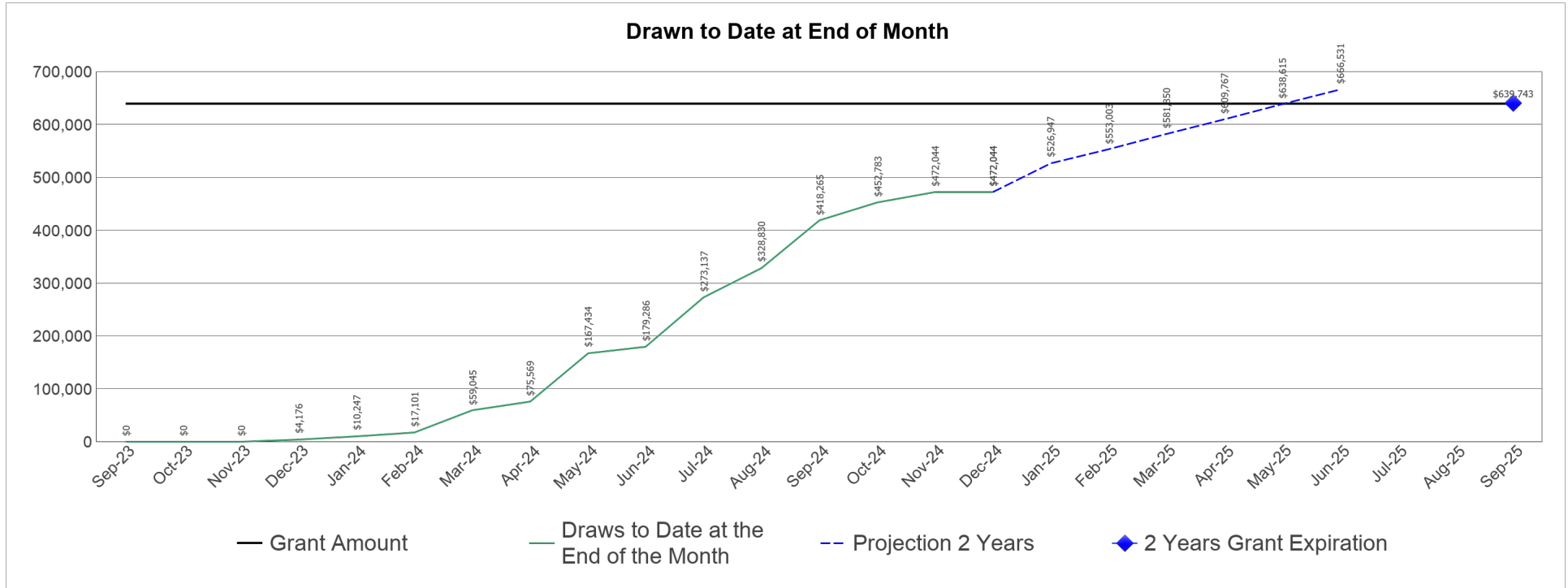
U.S. Department of Housing and Urban Development
 Office of Community Planning and Development
 Integrated Disbursement and Information System
 PR91 - ESG Financial Summary

DATE: 12-03-24
 TIME: 14:22
 PAGE: 3

Orange County, FL
 2023

ESG Draws By Month (at the total grant level):

Grant Amount: 639,743.00



ESG Draws By Quarter (at the total grant level):

Quarter End Date	Draws for the Quarter	Draws to Date at the End of the Quarter	% Drawn for the Quarter	% Drawn to Date at End of Quarter
09/30/2023	\$0.00	\$0.00	0.00%	0.00%
12/31/2023	\$4,175.85	\$4,175.85	0.65%	0.65%
03/31/2024	\$54,869.56	\$59,045.41	8.58%	9.23%
06/30/2024	\$120,240.37	\$179,285.78	18.80%	28.02%
09/30/2024	\$238,978.93	\$418,264.71	37.36%	65.38%
12/31/2024	\$53,779.18	\$472,043.89	8.41%	73.79%



U.S. Department of Housing and Urban Development
 Office of Community Planning and Development
 Integrated Disbursement and Information System
 PR91 - ESG Financial Summary

DATE: 12-03-24
 TIME: 14:22
 PAGE: 4

Orange County, FL
 2023

ESG Subrecipient Commitments and Draws by Activity Category :

Subrecipient	Activity Type	Committed	Drawn
Orange County	Administration	\$47,980.00	\$47,471.49
	Total	\$47,980.00	\$47,471.49
	Total Remaining to be Drawn	\$0.00	\$508.51
	Percentage Remaining to be Drawn	\$0.00	1.06%
Coalition for the Homeless of Central Florida	Shelter	\$170,000.00	\$159,282.62
	Total	\$170,000.00	\$159,282.62
	Total Remaining to be Drawn	\$0.00	\$10,717.38
	Percentage Remaining to be Drawn	\$0.00	6.30%
Harbor House of Central Florida, Inc.	Shelter	\$100,000.00	\$100,000.00
	Total	\$100,000.00	\$100,000.00
	Total Remaining to be Drawn	\$0.00	\$0.00
	Percentage Remaining to be Drawn	\$0.00	0.00%
Homeless Services Network of Central Florida	Data Collection (HMIS)	\$20,000.00	\$0.00
	Total	\$20,000.00	\$0.00
	Total Remaining to be Drawn	\$0.00	\$20,000.00
	Percentage Remaining to be Drawn	\$0.00	100.00%
Family Promise of Greater Orlando	Shelter	\$73,845.00	\$51,013.65
	Homeless Prevention	\$100,000.00	\$69,700.63
	Total	\$173,845.00	\$120,714.28
	Total Remaining to be Drawn	\$0.00	\$53,130.72
JUMP Ministries	Street Outreach	\$40,000.00	\$33,988.75
	Total	\$40,000.00	\$33,988.75
	Total Remaining to be Drawn	\$0.00	\$6,011.25
	Percentage Remaining to be Drawn	\$0.00	15.03%
Christian Service Center	Homeless Prevention	\$87,918.00	\$86,250.99
	Total	\$87,918.00	\$86,250.99
	Total Remaining to be Drawn	\$0.00	\$1,667.01
	Percentage Remaining to be Drawn	\$0.00	1.90%



U.S. Department of Housing and Urban Development
Office of Community Planning and Development
Integrated Disbursement and Information System
PR91 - ESG Financial Summary

DATE: 12-03-24
TIME: 14:22
PAGE: 5

Orange County, FL
2023

ESG Subrecipients by Activity Category

Activity Type	Subrecipient
Street Outreach	JUMP Ministries
Shelter	Coalition for the Homeless of Central Florida
	Harbor House of Central Florida, Inc.
	Family Promise of Greater Orlando
Homeless Prevention	Family Promise of Greater Orlando
	Christian Service Center
Data Collection (HMIS)	Homeless Services Network of Central Florida
Administration	Orange County

SAGE – HMIS REPORTING REPOSITORY

HUD ESG-CV CAPER – 16th Quarter Reporting (4/1/2024 to 6/30/2024) – Final Report

Report Date Range

4/1/2024 to 6/30/2024

Report first submitted to HUD on

7/29/2024

Reporting Requirements Identified

Have you executed your ESG-CV Grant Agreement?	Yes
Have you made any expenditures?	Yes
Identify the expenditures made to date	HMIS, Admin, Emergency Shelter, Street Outreach, Rapid Re-Housing, Homelessness Prevention

HMIS/VSP Contacts Identified

Organization	HMIS/VSP ID	VSP?	Contact Name	Contact Email	Contact Phone
Harbor House of Central Florida, Inc.	DV	Yes	Danielle Miller	dmillier@HarborHouseFL.com	(407)703-2891
Homeless Services Network of Central Florida, Inc.	HSN	No	Agustin Paz	agustin.paz@hsncfl.org	(407)893-0133 611

Project and Bundle List

Component Type	Subrecipient	Sub-subrecipient	Project Name	Carried Forward?	Start Date	End Date	HMIS ID	HMIS Full Name	VSP?	Bundle - Quarterly	Bundle Sent?	Bundle - Cumulative	Bundle Sent?
Emergency Shelter (CV)	Coalition for the Homeless of Central Florida Inc.		Center for Women and Families (CWF)	Y	4/1/2020	9/30/2021	HSN	Homeless Services Network of Central Florida, Inc.	No			<u>HSN-ES-CV-1</u>	Yes
Emergency Shelter (CV)	Coalition for the Homeless of Central Florida Inc.		Men's Service Center (MSC)	Y	4/1/2020	9/30/2021	HSN	Homeless Services Network of Central Florida, Inc.	No			<u>HSN-ES-CV-1</u>	Yes
Emergency Shelter (CV)	Coalition for the Homeless of Central Florida Inc.		Men's Service Center (MSC)	Y	10/1/2021	12/31/2022	HSN	Homeless Services Network of Central Florida, Inc.	No			<u>HSN-ES-CV-3</u>	Yes
Emergency Shelter (CV)	Coalition for the Homeless of Central Florida Inc.		Center for Women and Families (CWF)	Y	10/1/2021	12/31/2022	HSN	Homeless Services Network of Central Florida, Inc.	No			<u>HSN-ES-CV-3</u>	Yes
Emergency Shelter (CV)	Covenant House Florida Inc.		Youth Shelter - Safe-Haven Program	Y	4/1/2020	9/30/2022	HSN	Homeless Services Network of Central Florida, Inc.	No			<u>HSN-ES-CV-2</u>	Yes
Emergency Shelter (CV)	Family Promise of Greater Orlando Inc.		Interfaith Hospitality Network (IHN) Shelter Program	Y	4/1/2020	9/30/2022	HSN	Homeless Services Network of Central Florida, Inc.	No			<u>HSN-ES-CV-2</u>	Yes
Emergency Shelter (CV)	Harbor House of Central Florida Inc.		DV Emergency Shelter	Y	4/1/2020	9/30/2021	DV	Harbor House of Central Florida, Inc.	Yes			<u>DV-ES-CV-1</u>	Yes

Component Type	Subrecipient	Sub-subrecipient	Project Name	Carried Forward?	Start Date	End Date	HMIS ID	HMIS Full Name	VSP?	Bundle - Quarterly	Bundle Sent?	Bundle - Cumulative	Bundle Sent?
Emergency Shelter (CV)	Homeless Services Network of Central Florida, Inc.	Coalition for the Homeless of Central Florida Inc.	Non-Congregate Shelter	Y	10/1/2021	8/31/2023	HSN	Homeless Services Network of Central Florida, Inc.	No			<u>HSN-ES-CV-4</u>	Yes
Emergency Shelter (CV)	Homeless Services Network of Central Florida, Inc.	Family Promise of Greater Orlando Inc.	Non-Congregate Shelter	Y	10/1/2021	8/31/2023	HSN	Homeless Services Network of Central Florida, Inc.	No			<u>HSN-ES-CV-4</u>	Yes
Emergency Shelter (CV)	Homeless Services Network of Central Florida, Inc.	SALT Outreach, Inc.	Non-Congregate Shelter	Y	10/1/2021	8/31/2023	HSN	Homeless Services Network of Central Florida, Inc.	No			<u>HSN-ES-CV-4</u>	Yes
Emergency Shelter (CV)	Homeless Services Network of Central Florida, Inc.	Samaritan Resource Center, Inc.	Non-Congregate Shelter	Y	10/1/2021	8/31/2023	HSN	Homeless Services Network of Central Florida, Inc.	No			<u>HSN-ES-CV-4</u>	Yes
Emergency Shelter (CV)	Homeless Services Network of Central Florida, Inc.	The Salvation Army of Orlando, Florida	Non-Congregate Shelter	Y	10/1/2021	8/31/2023	HSN	Homeless Services Network of Central Florida, Inc.	No			<u>HSN-ES-CV-4</u>	Yes
Emergency Shelter (CV)	The Salvation Army of Orlando, Florida		Women & Children's Lodge	Y	4/1/2020	9/30/2022	HSN	Homeless Services Network of Central Florida, Inc.	No			<u>HSN-ES-CV-2</u>	Yes
Emergency Shelter (CV)	The Salvation Army of Orlando, Florida		Men's Lodge	Y	4/1/2020	9/30/2022	HSN	Homeless Services Network of Central Florida, Inc.	No			<u>HSN-ES-CV-2</u>	Yes

Component Type	Subrecipient	Sub-subrecipint	Project Name	Carried Forward?	Start Date	End Date	HMIS ID	HMIS Full Name	VSP?	Bundle - Quarterly	Bundle Sent?	Bundle - Cumulative	Bundle Sent?
Homelessness Prevention	Catholic Charities of Central Florida, Inc.		Family Stabilization Program (HP)	Y	4/1/2021	2/28/2022	HSN	Homeless Services Network of Central Florida, Inc.	No			<u>HSN-HP-2</u>	Yes
Homelessness Prevention	Coalition for the Homeless of Central Florida Inc.		Crisis Assistance Program (HP)	Y	4/1/2021	12/31/2022	HSN	Homeless Services Network of Central Florida, Inc.	No			<u>HSN-HP-3</u>	Yes
Homelessness Prevention	Embrace Families Solutions, Inc.		Family Homeless Prevention Program	Y	4/1/2020	9/30/2021	HSN	Homeless Services Network of Central Florida, Inc.	No			<u>HSN-HP-1</u>	Yes
PH - Rapid Re-Housing	Homeless Services Network of Central Florida, Inc.		Rapid Re-housing (Rental Assistance)	Y	4/1/2020	7/31/2023	HSN	Homeless Services Network of Central Florida, Inc.	No			<u>HSN-RRH-1</u>	Yes
PH - Rapid Re-Housing	Homeless Services Network of Central Florida, Inc.	Catholic Charities of Central Florida, Inc.	Rapid Re-housing (Supportive Services)	Y	4/1/2020	7/31/2023	HSN	Homeless Services Network of Central Florida, Inc.	No			<u>HSN-RRH-1</u>	Yes
PH - Rapid Re-Housing	Homeless Services Network of Central Florida, Inc.	Christian Service Center for Central Florida, Inc.	Rapid Re-housing (Supportive Services)	Y	10/1/2021	7/31/2023	HSN	Homeless Services Network of Central Florida, Inc.	No			<u>HSN-RRH-2</u>	Yes
PH - Rapid Re-Housing	Homeless Services Network of Central Florida, Inc.	Coalition for the Homeless of Central Florida, Inc.	Rapid Re-housing (Supportive Services)	Y	4/1/2020	7/31/2023	HSN	Homeless Services Network of Central Florida, Inc.	No			<u>HSN-RRH-1</u>	Yes

Component Type	Subrecipient	Sub-subrecipient	Project Name	Carried Forward?	Start Date	End Date	HMIS ID	HMIS Full Name	VSP?	Bundle - Quarterly	Bundle Sent?	Bundle - Cumulative	Bundle Sent?
PH - Rapid Re-Housing	Homeless Services Network of Central Florida, Inc.	Community Hope Center of Osceola County, Inc.	Rapid Re-housing (Supportive Services)	Y	4/1/2020	7/31/2023	HSN	Homeless Services Network of Central Florida, Inc.	No			<u>HSN-RRH-1</u>	Yes
PH - Rapid Re-Housing	Homeless Services Network of Central Florida, Inc.	Miracle of Love, Inc.	Rapid Re-housing (Supportive Services)	Y	4/1/2020	7/31/2023	HSN	Homeless Services Network of Central Florida, Inc.	No			<u>HSN-RRH-1</u>	Yes
PH - Rapid Re-Housing	Homeless Services Network of Central Florida, Inc.	Samaritan Resource Center, Inc.	Rapid Re-housing (Supportive Services)	Y	10/1/2021	7/31/2023	HSN	Homeless Services Network of Central Florida, Inc.	No			<u>HSN-RRH-2</u>	Yes
Street Outreach	SALT Outreach, Inc.		Street Outreach	Y	10/1/2021	6/30/2023	HSN	Homeless Services Network of Central Florida, Inc.	No			<u>HSN-SO-1</u>	Yes

CUMULATIVE Projects carried out during the program year (according to files that have been uploaded)

Components	Projects	Total Persons Reported	Total Households Reported
Emergency Shelter - Entry Exit	5	26	21
Emergency Shelter - Night-by-Night/Temporary Emergency Shelter	9	7304	6211
Day Shelter	0	0	0
Transitional Housing	0	0	0
Total Emergency Shelter Component	14	7330	6232
Total Street Outreach	1	1076	1062
Total PH - Rapid Re-Housing	7	413	165
Total Homelessness Prevention	3	329	109

QUARTERLY Projects carried out during the program year (according to files that have been uploaded)

Components	Projects	Total Persons Reported	Total Households Reported
Day Shelter	0	0	0
Transitional Housing	0	0	0
Total Emergency Shelter Component	0	0	0

Narrative for Projects Missing on Previous Submission

- no data -

Information on Allowable Activities

Temporary Emergency Shelters – essential services	No
Temporary Emergency Shelters – operating costs	No
Temporary Emergency Shelters – leasing existing real property or temporary structures	No
Temporary Emergency Shelters – acquisition of real property	No
Temporary Emergency Shelters – renovation of real property	No
Training	No
Hazard Pay	No
Handwashing Stations, Portable Bathrooms, Laundry Service	No
Landlord Incentives	No
Volunteer Incentives	No
Transportation (community-wide transport for testing or vaccination)	No
Vaccine Incentives	No
Coordinated Entry COVID Enhancements	No
I have completed all the fields on this form relevant to this submission	Yes

<u>Category</u>	<u>This Quarter</u>	<u>Total Previous Submissions</u>	<u>Total Current + Previous</u>
Expenditures for Homelessness Prevention			
Rental Housing		173,491.57	173,491.57
Relocation and Stabilization Services - Financial Assistance	-2,880.31	153,798.07	150,917.76
Relocation and Stabilization Services - Services		130,288.01	130,288.01
Hazard Pay (<i>unique activity</i>)		0.00	0.00
Landlord Incentives (<i>unique activity</i>)		0.00	0.00
Volunteer Incentives (<i>unique activity</i>)		0.00	0.00
Training (<i>unique activity</i>)		0.00	0.00
Subtotal Homelessness Prevention	-2,880.31	457,577.65	454,697.34
Expenditures for Rapid Rehousing			
Rental Housing	-12,880.00	878,857.59	865,977.59
Relocation and Stabilization Services - Financial Assistance	-3,616.56	125,281.12	121,664.56
Relocation and Stabilization Services - Services	-46,059.37	276,350.11	230,290.74
Hazard Pay (<i>unique activity</i>)		0.00	0.00
Landlord Incentives (<i>unique activity</i>)		0.00	0.00
Volunteer Incentives (<i>unique activity</i>)		0.00	0.00
Training (<i>unique activity</i>)		0.00	0.00
Subtotal Rapid Rehousing	-62,555.93	1,280,488.82	1,217,932.89
Expenditures for Emergency Shelter (Normal)			
Essential Services	4,553.83	654,506.56	659,060.39
Operations	-17,696.56	1,902,367.56	1,884,671.00
Renovation	0.00	707,250.00	707,250.00
Major Rehab		0.00	0.00
Conversion		0.00	0.00
Hazard Pay (<i>unique activity</i>)		0.00	0.00
Volunteer Incentives (<i>unique activity</i>)		0.00	0.00
Training (<i>unique activity</i>)		0.00	0.00
Subtotal Emergency Shelter	-13,142.73	3,264,124.12	3,250,981.39

Expenditures for Temporary Emergency Shelter

Essential Services		0.00	0.00
Operations		0.00	0.00
Leasing existing real property or temporary structures		0.00	0.00
Acquisition		0.00	0.00
Renovation		0.00	0.00
Hazard Pay <i>(unique activity)</i>		0.00	0.00
Volunteer Incentives <i>(unique activity)</i>		0.00	0.00
Training <i>(unique activity)</i>		0.00	0.00
Other Shelter Costs		0.00	0.00
Subtotal Temporary Emergency Shelter	0.00	0.00	0.00

Expenditures for Street Outreach

Essential Services		704,767.00	704,767.00
Hazard Pay <i>(unique activity)</i>		0.00	0.00
Handwashing Stations, Portable Bathrooms, Laundry Services <i>(unique activity)</i>		0.00	0.00
Volunteer Incentives <i>(unique activity)</i>		0.00	0.00
Training <i>(unique activity)</i>		0.00	0.00
Subtotal Street Outreach	0.00	704,767.00	704,767.00

Other ESG-CV Expenditures

Cell Phones - for persons in Coc/YHDP funded projects <i>(unique activity)</i>		0.00	0.00
Coordinated Entry COVID Enhancements <i>(unique activity)</i>		0.00	0.00
Training <i>(unique activity)</i>		0.00	0.00
Vaccine Incentives <i>(unique activity)</i>		0.00	0.00
HMIS		40,000.00	40,000.00
Administration	-2,087.10	380,218.90	378,131.80
Subtotal Other Expenditures	-2,087.10	420,218.90	418,131.80

Special adjustment - cumulative total

Total ESG-CV Expenditures -80,666.07 6,127,176.49 6,046,510.42

CLOSE OUT

IS THIS THE FINAL REPORT? Yes

Total Drawn from IDIS as of the most recent transfer information: \$6,046,510.42

Date IDIS data received 8/16/2024

Total Expenditures documented in Sage: 6,046,510.42

With this ESG-CV report submission to HUD I certify that the ESG-CV program operated in ESG: Orange County - FL is serving no more recipients with ESG-CV funding, and has provided a closing date for all the projects in Sage. I further certify that all expenditures have been drawn from IDIS and that no more expenditures will be claimed from these funds.

Name of ESG recipient staff who has certified this statement: Janna Souvorova

Contact Information

Prefix **Mrs**
First Name **Janna**
Middle Name **O.**
Last Name **Souvorova**
Suffix
Organization **Orange County Government**
Department **PEDS/Housing and Community Development**
Title **Chief Planner**
Street Address 1 **525 E. South St.**
Street Address 2
City **Orlando**
State / Territory **Florida**
ZIP Code **32801**
E-mail Address **janna.souvorova@ocfl.net**
Confirm E-mail Address **janna.souvorova@ocfl.net**
Phone Number **(407)836-0963**
Extension
Fax Number

Additional Comments

This optional form is provided for recipients to provide any explanations or other information they believe would be helpful to HUD as they review this submission.

With this final submission to HUD, Orange County, FL has reviewed and updated all of the ESG-CV funded activities in IDIS (to include activity descriptions, narratives, etc.).

It should be noted that, to reflect the final payouts for funded program and activities, negative balances have been reported to reconcile with the Financial data when partial payments have been made and/or certain costs invoiced by subrecipients have been disallowed.

Additionally, the pending drawdowns in IDIS have been cancelled, as the draw deadline of April 30, 2024 has passed. That resulted in further adjustments to financial reporting in Sage to accurately reflect IDIS payouts.